



Catalogue 2018





Contents

Heutink International

4

New products

9

Mathematical play (3–6 years)

12

Numeracy	13
Number sense and counting	13
Operations	23
Measuring	49
Length, area and perimeter	49
Volume	52
Weighing	54
Money	56
Time and planning	57
Geometry	70
Colour and shape	70
Sorting and serializing	76
Spatial orientation	82

Mathematics (6–12 years)

25

Numeracy	25
Measuring	61
Geometry	88

Language play (3–6 years)

96

Words	97
Vocabulary	97
Speech	101
Communication	101
Discrimination	106
Auditive discrimination	106
Visual discrimination	108
Tactile discrimination	110
Nederlandse taal	112

Language and other

119

Dutch market	122
German market	126

Motor play

128

Motor development	129
Fine motor skills	129
Gross motor skills	142

Puzzle play

144

Knob puzzles	147
Inlay puzzles	147
Jigsaw puzzles	148
Layer puzzles	158
Floor puzzles	160
Puzzle cases	161

Pretend play

162

Furniture and accessories	163
Dressing up	174

Keyword Index

176

Heutink International

Grow with Heutink International.

We create, develop, produce and sell educational products.

Create

The close contact we have with our local distributors, schools, kindergartens, teachers and other educational experts, inspires us immensely to come up with ideas for new products. Alongside, our product development team consisting of people with knowledge about education, sales, marketing, sourcing and production, also comes up with ideas for new products. The best ideas are being selected and transferred to the actual product development process.

Develop

In the development process the actual product design and content is defined. Based upon this a feasibility study follows, to see whether the product can be made in our factories, at reasonable and marketable prices and quality. If this is the case a prototype will be made in order to examine whether the product meets our expectations. It is possible that some adjustments need to be made, but it is also possible that the prototype will be approved.

Produce

When the prototype is approved, the minimum order quantity will be put in production. This is done in one of our factories.

Sell

We usually introduce our new products at the International Toy Fair in Nuremberg. After this first introduction, we pay the distributors in our international network a visit and demonstrate the new products to them. The sales can begin!

'Grow with Heutink' means being able to do two things:

1. To support children all over the world in their development. We believe that learning through play is an essential component to a child's growth and development.
2. To support our customers who share the same passion. Our goal is to share our knowledge and make you benefit from it.

Made with care in our own factories.



At Heutink International we produce our products and brands in our own factories in the Netherlands, China and Sri Lanka. Although these locations each have their own specialties, they all have in common the commitment to attain high-grade craftsmanship, involvement, the pursuing of perfection, and a high dose of social responsibility. We combine sustainable, advanced technologies with human skills and attention.

Making the world a better place

We bear children and the environment in mind. Therefore, we focus on developing safe and high-quality educational products. Our main production principles are quality, safety, and durability.

Quality

We use sustainable materials, such as water-based inks and paints. A strict quality control guarantees unsurpassed products.

Safety

Our products meet the demands of various toy safety regulations and comply with the Directive 2009/48/EC on the safety of toys, including EN71 and ASTM.


Durability

Our products are designed and manufactured in such a way that they are able to endure for many years in childcare and schools.

Private Label

Would you like to develop your own products but do not know how? We design, develop and produce them for you. This is one of the options we offer to help you grow.

Please contact us for more information.





Educo and Jegro, brands of Heutink International.

Educo and Jegro are brands of Heutink International. Heutink International provides the best global educational brands that focus on learning by doing. Together with our team of educational specialists, we design and develop innovative materials that entice activity and support development.

Educo

Educo provides play-based learning through active hands-on products that inspire growth and success in children ranging in age from 3 to 6 years.

Jegro

Jegro's educational products provide children, ranging in age from 6 to 12 years, with insight in challenging and abstract subjects.

As together these two brands make a unique continuous learning model for children ranging in age from 3 to 12 years, we have combined them in this catalogue.

Brands of Heutink International:



www.heutink.com

www.nienhuis.com | www.educo.com | www.jegro.com | www.heutinkartsandcrafts.com



New products 2018



Magic Phonics

900000002 Page 10



Stick the shape

900000006 Page 75



Place the animals

900000011 Page 86



EduCody

900000012 Page 86



Vista

900000010 Page 86



Sliding stories

E523382 Page 104



Spider sorting puzzle
- emotions

900000003 Page 104



Leg de letter

900000004 Page 112



Geo board

900000007 Page 129




Microphone

900000008 Page 165

Special

Magic Phonics


Interactive wooden stamps
for learning English.



Magic Phonics

900000002

Learning English has never been easier and more fun than by stamping the right letter onto the tablet! Magic Phonics belongs to Educo's range of Connected Learning, combining a physical product with a learning app on a tablet. Children are guided to learn letters, words and sounds at increasing difficulty levels with immediate audiovisual feedback. Suitable for early learning development of native speakers, and to learn English as a foreign language.



Magic Phonics combines interactive wooden stamps with a learning app on a tablet



How does Magic Phonics work?

Magic Phonics is based on the Early Years Foundation stage of the UK curriculum, with a particular emphasis on phases two & three.



You need the box with 49 connected stamps. These stamps work with the body's static electricity, which makes them electricity and battery-free.

Download the app for free. Compatible with all Ipad's (except for Ipad 1) and many Android tablets (Samsung, Lenovo, Asus). The app contains:

- 18 sequences to learn phonics step by step
- 150 words to work with learning activities to develop phonemic awareness, to enrich vocabulary, and to build the fundamentals of writing and reading.



Magic Phonics app menu



Magic Phonics comes with a clear set of instructions.



Mathematical Play / Mathematics

Encourage children to develop their mathematical skills

Play with math materials and become a true mathematician.



Mathematical play (3–6 years)

Numeracy

Number sense and counting

Operations

Number sense and counting

Number sense and counting are all about getting to know the symbols, meaning, positions, and representations of numbers. The main goal for children is to be able to use the symbols and ordinals, to determine an amount and to develop insight into quantities and meaning of numbers. Counting objects, dialling a phone number and connecting numbers to quantities are activities which stimulate number sense and counting.

Find and count on colour ►

Search for items on the theme boards in colours of the assignment strips. For each item found, place a bead on the stand. Flip the assignment strip over for the answers - shown in both dots and numbers. Stimulate colour recognition, counting and number sense up to 5.

Contents:

- 6 plastic theme boards
- 6 plastic assignment strips
- 50 plastic beads wooden stand
- wooden box (36 x 24 x 8.5 cm)

E523041 Find and count on colour

E523066 Find and count on colour - extra stand

E522886 Find and count - additional red beads (100)



◀ Find and count up to 10

Search for assignment strip items on the theme boards. For each item found, place a bead on the stand. Flip the assignment strip over for the answers - shown in both dots and numbers. Stimulate counting and number sense up to 10.

Contents:

- 6 plastic theme boards
- 6 plastic assignment strips
- 100 plastic beads wooden stand
- wooden box (36 x 24 x 8.5 cm)

E522884 Find and count up to 10

E522885 Find and count up to 10 - additional wooden stand

E522886 Find and count - additional red beads (100)



Find and count up to 20 ►

Search for assignment strip items on the theme boards. For each item found, place a bead on the stand. Flip the assignment strip over for the answers shown in numbers. Stimulate counting and number sense up to 20.

Contents:

- 6 plastic theme boards
- 6 plastic assignment strips
- 100 plastic beads
- wooden stand
- wooden box (36 x 24 x 8.5 cm)

E523240 Find and count up to 20

E523244 Find and count up to 20 - extra stand

E522886 Find and count- additional red beads (100)



◀ Counting memory

Colourful memory game with numbers and quantities up to 6 illustrated with party images. Learn to combine quantities and number symbols and train the visual memory.

Contents:

- 24 plastic cards with numbers
- 24 plastic cards with quantities
- wooden box (12.5 x 10.5 x 6 cm)

3904420 Counting memory

Counting memo ►

Play games using one to one correspondence or by matching identical numerals. Children's counting, matching and memorization skills are strengthened. Assignment cards can provide a starting point for play or use cards individually to create match and memory games.

Contents:

- 6 plastic assignment cards
- 48 plastic image cards
- wooden box (34 x 20 x 7 cm)

E523042 Counting memo



Inlay puzzle board fingers and toes ▶

Inlay puzzle board with 10 colourful fingers and toes to introduce number correspondence. Each finger or toe features a number and the frame corresponds numerically in dots. Practising putting the pieces into place helps children gain in dexterity and shape recognition.

Contents:

- wooden frame (36.5 x 36.5 cm)

E522969 Inlay puzzle board fingers and toes



◀ Number puzzle 1-10

Number puzzles 1 - 10 clearly introduces one to one number correspondence to children. Count the dots and match with a number symbol. Check answers by fitting the puzzle pieces together. Self-checking.

Contents:

- 20 wooden puzzle pieces
- wooden box (16 x 9 x 5 cm)

353000 Number puzzle 1-10

Counting diagram 1 - 5 ▶

Discover and combine cards with the same number representation. Numbers 1-10 are visualised in various ways, with number symbols, dice, part of a circle, stars and squares.

Contents:

- wooden frame (34 x 34 cm)
- 25 plastic image cards

E522176 Counting diagram 1 - 5



◀ Counting diagram 6 - 10

Discover and combine cards with the same number representation. Numbers 1-10 are visualised in various ways, with number symbols, dice, part of a circle, stars and squares.

Contents:

- wooden frame (34 x 34 cm)
- 25 plastic image cards

E522177 Counting diagram 6 - 10

Counting diagrams 11 - 15 + 16 - 20 ▶

Discover and combine cards with the same number representation. Numbers 11-20 are visualised in various ways, with number symbols, dice, apples, stars and squares.

Contents:

- 2 wooden frames (34 x 34 cm)
- 50 plastic image cards

E523195 Counting diagrams 11 - 15 + 16 - 20



◀ Counting circle

Jigsaw wedges with 3 styles of numerals. Each wedge of cake sequentially goes up to 10. Work puzzle by wedges first or move in concentric circles by adding the values in order.

Contents:

- wooden frame (33.5 x 33.5 cm)
- 30 wooden puzzle pieces

E522053 Counting circle

Tello ▶

With Tello, number constants and one to one correspondence is exercised. Children make equal quantities by using various objects. Play in a group or individually and practise number fluency up to 10.

Contents:

- 5 plastic playing fields
- 55 plastic counters
- 30 plastic image cards
- 55 plastic pawns
- 55 plastic pegs
- wooden box (41 x 20 x 6 cm)

E522496 Tello



◀ Counting panorama

Children use counting and observational skills to complete these data game charts. Cross reference the game chart to apply the correct graphic image in the correct amount. By matching the values from the horizontal and vertical axes, children begin to be acquainted with charts.

Contents:

- 6 plastic matrix cards
- 150 plastic image cards
- wooden box (34 x 34 x 7 cm)

E522498 Counting panorama



Counting street ▶

E522882 Deliver letters and learn to count to 10. Find the missing number in a series, addition and subtraction and number correspondence. Build teamwork by pairing up children to take turns delivering letters based on verbal directions and cues. Children can also work individually and deliver a number of envelopes to each house based on colour and numerals. Self-checking.

Contents:

- 2 wooden stands
- 2 wooden rows of houses
- 16 plastic assignment cards
- 10 plastic cards with numbers and dots
- 100 plastic envelopes in 10 colours
- wooden box (36.5 x 14 x 10.5 cm)

E522882 Counting street



◀ Beetle counting game

Match sets of beetle wings featuring dots and numbers. Combine dots with dots and numbers with numbers or both for more difficulty. Develop counting skills and number recognition up to 12. Self-checking.

Contents:

- wooden frame (40 x 40 cm)
- 50 plastic image cards

E522102 Beetle counting game



Thematic counting game ▶

Children realize the value of equal sets as remaining the same, even when spread out, squeezed together or rearranged. Place the image cards next to the story board with the logical order or matching numeric value. When correct, turning all cards over onto the story board reveals one large image.

Contents:

- 8 plastic assignment cards
- 64 plastic image cards
- wooden box (34 x 20 x 6 cm)

E522401 Thematic counting game



◀ Colour sticks

Multi-coloured rings, sticks and multiple dice give a wide variety of game play. Children aim to be the first to fill up their stick or sticks by throwing dice to collect rings. This game gives children experience with addition and subtraction.

Contents:

- wooden stand
- 60 wooden rings in 6 colours
- 4 dice: + and -, dots 1-6, numbers 1-6, colours

E523125 Colour sticks

Counting bus with trailer - large ▶

Let passengers get on or off the bus to practise math skills. How many passengers take a ride with the bus? Dice and playing cards enhance the endless variety and complexity of games and lessons. Introduce counting, adding and subtracting up to 20.

Contents:

- bus (91 x 18 x 18 cm)
- 30 assignment cards in wooden box
- 20 passengers in 2 colours
- 4 dice: with 2 colours red and white, with + and -, with numbers and with dots

E523119 Counting bus with trailer - large



Counting bus with trailer - mini

Small version of the counting bus. Ideal for small group work and remedial instruction. Create situations with the large counting bus to introduce counting, adding and subtracting up to 20, let children act out these situations individually or in pairs using the small counting bus.

Contents:

- bus (35 x 7 x 7 cm)
- 20 passengers in 2 colours
- 22 assignment cards in wooden box
- 4 dice: with 2 colours red and white, with + and -, with numbers and with dots

E523326 Counting bus with trailer - mini




Ten frame stamp ▼

Visualise numbers up to 10. Stamp, colour the circles and represent numbers and sums. Can be used in combination with the Counting bus (E523119 and E523326).

Contents:

- rubber stamp with wooden handle (10 x 4 cm)

1511000 Ten frame stamp



Magnetic number game ▶

Counting game with various possibilities to get acquainted with amounts up to 10 and corresponding number symbols. Throw the dice, slide beads onto the rods and place the right magnetic numbers.

Contents:

- 10 magnetic plastic cards with numbers 0-9
- 5 plastic rods
- 50 plastic beads in 5 colours
- 2 wooden dice with dots 1-6
- wooden die with numbers 1-5
- wooden box (32 x 21.5 x 3.5 cm)

3011111 Magnetic number game



◀ Five in a row - math

Game assignment cards introduce -1 and $+1$ and $=$ in this preparatory math matching game. Children simply match the assignment cards along each axis. The wooden stand (available separately) allows children to check their work easily because of the self-check on the back.

Contents:

- 8 plastic assignment cards
- 32 plastic cards with math signs (-1 , $+1$, $=$)
- 128 plastic image cards
- wooden box (31 x 29 x 8)

E522237 Five in a row - math

E522200 Wooden game stand

Find and count magnetic ▶

Place the assignment strip in the wooden board. Count the assigned images. Move the same amount of coloured balls with the magnetic pen. Turn the assignment strip for self check.

Contents:

- wooden board (29 x 36 cm)
- magnetic pen
- 10 assignment cards

E523369 Find and count magnetic



Search and find - quantities ▶

Additional card set to Search and find. Children combine number representations and quantities.

Contents:

- 8 plastic assignment cards (28 x 29 cm)

E523348 Search and find - quantities



◀ Counting hands (2)

Recognise quantities at a glance. Counting hands help children to trust their number skills and move away from using their own fingers.

Contents:

- 2 wooden hands on a wooden base with 10 bendable fingers

E523001 Counting hands (2)

Counting caps (300) ▶

Enjoy counting with these stackable counting caps! Make groups of quantities (e.g. groups of 5 caps) or sort by colour. The counting caps are also suitable for making sequences and continuing series.

Contents:

- 300 stackable plastic counting caps, in 10 different colours

E522780 Counting caps (300)



Counting eggs ▼

The 10 unbreakable eggs are magnetically held into place for class instruction. The egg box lid is a whiteboard surface. Children can compete to correctly answer equations written on the box lid with a whiteboard marker. Open the box to check the answer by counting the eggs.

Contents:

- wooden egg box with magnet and whiteboard
- 10 wooden eggs with magnets

E523002 Counting eggs



Sack race sacks (4) ▶

Sack race sacks with numbers 1 till 4 to do all kind of (math) exercises. To be used only in the gym or outside on sand or grass. The sack race sacks are washable. From 3-7 years.

Contents:

- 4 colourful sacks with numbers, a start and finish line
- 4 plastic ground pegs

E038041 Sack race sacks (4)



Dot die blue ▼

Die made from soft plastic, safe to handle and rolls quietly. Easy to clean so suitable for indoor as well as outdoor use. The dot die helps children to inculcate number representations up to 6.

Contents:

- plastic die 1 - 6 (10 cm)

3011501 Dot die blue

Dot die red ▼

Die made from soft plastic, safe to handle and rolls quietly. Easy to clean so suitable for indoor as well as outdoor use. The dot die helps children to inculcate number representations up to 6.

Contents:

- plastic die 1 - 6 (10 cm)

3011502 Dot die red

Number die green ▼

Die made from soft plastic, safe to handle and rolls quietly. Easy to clean so suitable for indoor as well as outdoor use. The number die helps children to inculcate number symbols up to 6.

Contents:

- plastic die 1 - 6 (10 cm)

3011510 Number die green



◀ Rail-number stamps

1843000 Helps to visualise numbers when children are not able to write them yet. The stamp print has an opening so children can practise writing and start with the beginning of the number shape. The size of the handles is specially designed for children hands.

Contents:

- 12 rubber stamps with see-through grip:
- numbers 0-9
- math signs + and -
- height of stamp print 2.5 cm
- red plastic box (19.5 x 8 x 4 cm)

1843000 Rail-number stamps



Number stamps in box ▶

Helps to visualise numbers when children are not able to write them yet. The size of the handles is specially designed for children hands.

Contents:

- 15 rubber stamps with wooden handle:
- numbers 0-9
- math signs $+$ $-$ \times $=$
- height of stamp print 2.5 cm
- blue plastic box (35 x 8.5 x 4 cm)

1840000 Number stamps in box



Number stamps outline ▶

Helps to visualise numbers when children are not able to write them yet. The size of the handles is specially designed for children hands.

Contents:

- 18 rubber stamps with wooden handle:
- numbers 0-9
- math signs $+$ $-$ \times $<$ $>$ $.$ $=$
- height of stamp print 4.1 cm
- wooden box with lid (29.5 x 14 x 4.5 cm)

1841002 Number stamps outline



◀ Number stamps

Helps to visualise numbers when children are not able to write them yet. The size of the handles is specially designed for children hands.

Contents:

- 18 rubber stamps with wooden handle:
- numbers 0-9
- math signs $+$ $-$ \times $<$ $>$ $.$ $=$
- height of stamp print 4.1 cm
- wooden box with lid (29.5 x 14 x 4.5 cm)

1841001 Number stamps



◀ Number stamps up to 20

This set contains number stamps with 2 digits, which makes it easy to stamp numbers 10 - 20 in 1 stamp.

Contents:

- 24 rubber stamps with see-through grip:
- numbers 0-20
- math signs $+$, $-$ and $=$
- height of stamp print 1.8 cm
- wooden box (26 x 16 x 5.2 cm)

1844000 Number stamps up to 20

Mathematical play (3–6 years)

Numeracy

Number sense and counting

Operations

Operations

Operations are all about adding, subtracting, multiplying and dividing certain amounts. The main goal for children is to understand changes in quantities. Getting on or off a bus, sharing building blocks with two of your friends, or simply solving math sums are activities that stimulate an understanding of operations.

Partition jewels ▶

Learn to partition numbers up to 6 with these colourful blocks. The jewels stimulate counting, comparing and insight in number relations. Place for example 2 blocks with 3 jewels to a block with 6 jewels. Compare blocks of various lengths and colours to develop spatial reasoning and math skills.

Contents:

- 11 wooden blocks with jewels in 6 lengths and colours

E523313 Partition jewels



◀ Dotsy

Create ladybugs by combining 2 wings with dots. Discover various ways to compose numbers from 1 - 10. Dotsy prepares children for the addition of numbers through 10. Self-checking.

Contents:

- 2 leaf shaped frames
- 48 round assignment cards
- 62 wings
- 2 answer charts
- wooden box (26.2 x 18.6 x 4.1 cm)

307200 Dotsy

Divide ▶

A delicious game where children divide the cupcakes equally over the serving trays. Children practise dividing up to 6 and 12.

Contents:

- 6 serving trays
- 12 cupcakes
- 12 assignment cards in 3 levels
- wooden box (19 x 16 x 3 cm)

307900 Divide



Apple tree counting game ▶

Fill trees with an amount of red and green apples, indicated by a number symbol and dots. Develop fine motor skills and discover the relation between amounts and number symbols up to 10.

Contents:

- 10 wooden boards
- 60 pegs in 2 colours
- wooden box (15 x 14 x 5 cm)

342900 Apple tree counting game



◀ Number game

Visualise equations using coloured chips and chips with numbers, dots and math signs (+, -, =). Discover concepts such as more/less/equal and the difference between additions and subtractions.

Contents:

- 200 wooden counters in 6 colours
- 20 cards with numbers
- 20 cards with dots
- 20 cards with math signs
- wooden box (34 x 20 x 6 cm)

E522152 Number game

Find and add ▶

Search for assignment strip items on the theme board. For each item found on the left picture, place a bead on the first rod. Then look at the right picture and slide beads on the second rod. On the third rod slide the total amount of beads. Flip the assignment strip over for the answers - shown in numbers. Stimulate counting and number sense up to 10.

Contents:

- 4 theme boards
- 24 assignment strips
- 60 beads
- wooden stand
- wooden box (36 x 24 x 8.5 cm)

E523299 Find and add

E522886 Find and count- additional red beads (100)



◀ Help Kitty Help

Where will the pointer stop? Will you get some cheese or lose some? Be aware of the mice, they love cheese. Luckily you have cats to help you. The first player to collect 10 cheeses and has no mice wins. Develop number skills up to 10 and logical thinking skills.

Contents:

- 4 plastic cards 12 plastic cards with mice
- 40 yellow wooden cheeses die with dots 1-3
- wooden box with plastic lid as playing field (31 x 31 x 3.5 cm)

3904403 Help Kitty Help



Numeracy

Jegro is all about reasoning with numbers and other mathematical concepts, to apply these in a range of contexts and to solve a variety of problems. The main goal is for the child to acquire the confidence and skill to use numbers and mathematical approaches in all aspects of life. Doing sums, solving problems and putting numbers in the right row are activities that stimulate numeracy.

Split(s)box teacher ►

With this Split(s)box teachers demonstrate the partitioning of numbers up to 10. Fill the Split(s)box with as many balls as the number you want to partition. When shaken, the triangle in the box divides the number of balls in 2.

Contents:

- blue plastic box with sliding lid (36.5 x 23 x 4.5 cm)
- 10 yellow plastic balls (3.5 cm Ø)

1552000 Split(s)box teacher



Split(s)box pupils ▼

Learn to partition numbers up to 10. As the number pictures are visualised repeatedly it develops mental arithmetic.

Contents:

- blue plastic box with sliding lid (7 x 4.5 x 1.6 cm)
- 10 yellow plastic balls (0.7 cm Ø)

1550000 Split(s)box pupils



Balls Split(s)box teacher

Plastic box with 5 yellow balls that belong to the Split(s)box teacher. To split up numbers over 10 and to replace lost balls.

Contents:

- transparent plastic box (10.5 x 8.5 x 5 cm)
- 5 yellow plastic balls (3.5 cm Ø)

1552001 Balls Split(s)box teacher



Balls Split(s)box pupils

Plastic box with 50 small yellow balls that belong to the Split(s)box pupils. To split up numbers over 10 and to replace lost balls.

Contents:

- transparent plastic box (6.5 x 4.5 x 2 cm)
- 50 yellow plastic balls (0.7 cm Ø)

1551000 Balls Split(s)box pupils


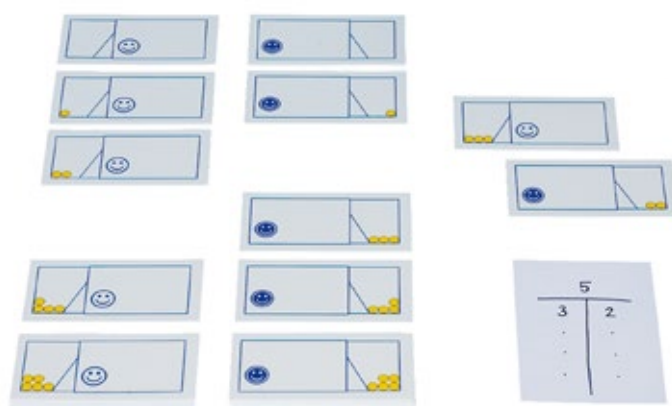
Split(s)cards

Practise the partitions up to 10 in couples. To be used in conjunction with the Split(s)box. One pupil shakes and opens the Split(s)box and the other pupil looks for the corresponding Split(s)cards. Check with the Split(s)box.

Contents:

- 2 transparent plastic boxes (8.5 x 5 x 4.5 cm)
- in each box 11 plastic cards

1553000 Split(s)cards



Counting frame up to 20 pupils

Practise number skills up to 20. The counting frame is provided with a smiley face to show pupils the correct way of using it. Use the beads to visualise numbers and arithmetic operations. The beads alternate between 5 red and 5 white beads.

Contents:

- wooden counting frame (24 cm)
- 10 red and 10 white wooden beads (1 cm Ø)

3018230 Counting frame up to 20 pupils

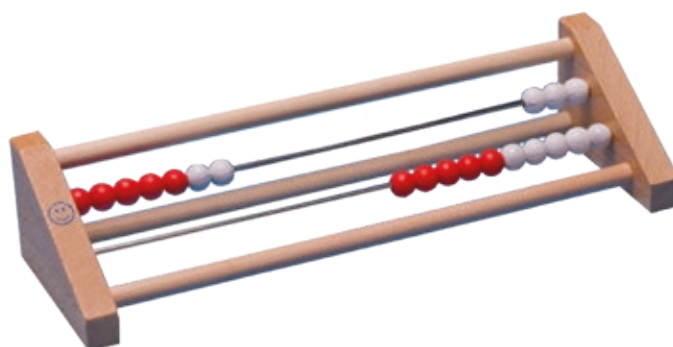
Counting frame up to 20 teacher

Teachers tool to demonstrate additions and subtractions up to 20. Provided with a board to write on. Write a number on the board and show with the red and white beads the corresponding number picture by sliding the remaining beads behind the white board.

Contents:

- wooden counting frame (82 cm)
- 10 red and 10 white wooden beads (3.5 cm Ø)
- wooden whiteboard (35 x 14 cm)
- 2 metal hooks

3018200 Counting frame up to 20 teacher





Counting frame cards up to 20 ►

Flash cards with images of the counting frame to inculcate number representations up to 20. At the bottom of the card, the number symbol is shown that corresponds with the number representation on the other side of the card.

Contents:

- 19 plastic cards with 38 assignments (23 x 8.5 cm)

3050022 Counting frame cards up to 20



◀ Reasoning with the Rekenrek

Teacher guide on how to use the Rekenrek (counting frame). The goal of this book is to help teachers see when, why and how to use the Rekenrek effectively. In this way, all pupils develop fundamental mathematical concepts, efficient and flexible thinking strategies.

Contents:

- book with laminated cover, 48 pages (24 x 17 cm)

3018295 Reasoning with the rekenrek


Counting frame stamps ►

Increase insight into number structures and recognise number symbols 0-20. Use the stamps in various ways, such as: stamping sums, number dictation and complementing numbers up to 10. With the bead stamps, pupils can stamp the correct number of beads in the printed counting frame.

Contents:

- blue plastic box (10.5 x 8.5 x 5 cm)
- 6 rubber stamps with wooden handle
 - 2 counting frame stamps (width 9.7 cm)
 - 2 stamps with 5 beads
 - 2 stamps with 1 bead

1509006 Counting frame stamps



◀ Bead string up to 10 teacher

To demonstrate numbers and arithmetic operations up to 10. The beads alternate between 5 red and 5 white beads.

Contents:

- 5 red and 5 white plastic beads (2.4 cm Ø)
- white cord (150 cm)

3018275 Bead string up to 10 teacher


Bead string up to 10 pupils ▶

Designed for individual use to develop number skills up to 10.
The number patterns remain visible as the beads do not slide.

Contents:

- 5 red and 5 white plastic beads (1 cm Ø)
- white cord (50 cm)

3018262 Bead string up to 10 pupils



◀ Bead string up to 20 teacher

To demonstrate numbers and arithmetic operations up to 20.
The beads alternate between 5 red and 5 white beads.

Contents:

- 10 red and 10 white plastic beads (2.4 cm Ø)
- white cord (100 cm)

3018271 Bead string up to 20 teacher



Bead string up to 20 pupils ▶

Designed for individual use to develop number skills up to 20.
The number patterns remain visible as the beads do not slide.

Contents:

- 10 red and 10 white plastic beads (1 cm Ø)
- white cord (50 cm)

3018280 Bead string up to 20 pupils



◀ Bead string up to 30 teacher

To demonstrate numbers and arithmetic operations up to 30.
The beads alternate between 5 red and 5 white beads.

Contents:

- 15 red and 15 white plastic beads (2.4 cm Ø)
- white cord (150 cm)

3018273 Bead string up to 30 teacher



Bead string up to 30 pupils ▶

Designed for individual use to develop number skills up to 30.
The beads alternate between 5 red and 5 white beads.

Contents:

- 15 red and 15 white wooden beads (1 cm Ø)
- blue cord (75 cm)

3018281 Bead string up to 30 pupils

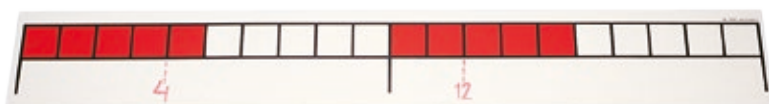
Number line up to 20 teacher ▼

To visualise operations up to 20. Attach the number line on a metal-/whiteboard. Use a whiteboard marker to write on the strip. The multifunctional number line up to 20 is an additional learning tool based on the 5- and 10-structure in mathematics. With the colour change red/white, pupils can easily find the place of the numbers 5, 10, 15 and 20.

Contents:

- plastic write on/wipe off strip (100 x 15 cm)
- 5 magnetic strips (8.5 x 2.5 cm)

3017251 Number line up to 20 teacher




Number line up tot 20 pupils

Visualise operations up to 20. Use a whiteboard marker to write on the strip. The multifunctional number line up to 20 is an additional learning tool based on the 5- and 10-structure in mathematics. With the colour change red/white, pupils can easily find the place of the numbers 5, 10, 15 and 20.

Contents:

- 20 plastic strips (25 x 8 cm)

3017252 Number line up tot 20 pupils




Holder bead strings ▼

Designed to neatly organise and store 16 counting bead strings. Easily place and take bead strings, without them getting tangled up.

Contents:

- wooden holder (28 cm)

1214000 Holder bead strings



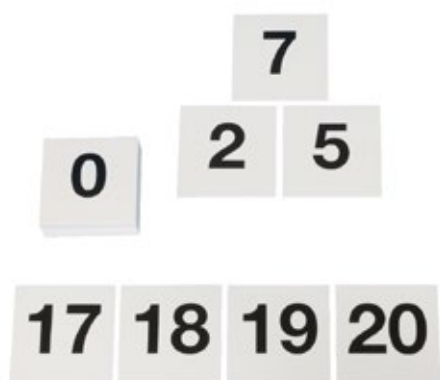
Number clips up to 20 ▶

Explore the number structure 0-20 with these stand up plastic number clips. The clips feature a blue and black side. Make your own number line using the included cord. Pupils learn to count by ones, twos, fives etc. up to 20. Creative use of colour allows for highlighting topics such as even and odd numbers.

Contents:

- wooden box
- 21 plastic number clips
- nylon cord

E577031 Number clips up to 20



◀ Number cards up to 20

Increase insight into number structures 0-20. During classroom activities each pupil takes one set and places all cards on the table in sequence. The teacher asks questions and pupils hold up one or multiple number cards in response. In this way all pupils are actively involved and the teacher is able to check if everyone understood the question. Use the cards at various exercises.

Contents:

- transparent plastic box (8.5 x 6.5 x 3.5 cm)
- 21 plastic numbers cards

1576000 Number cards up to 20

Cards with tally marks 0-20 ▶

Develop number sense up to 20. Use the cards to inculcate number representations and to stimulate mental calculation with the use of patterns and structures.


Contents:

- transparent plastic box (10 x 6 x 3.5 cm)
- 21 plastic cards

1577000 Cards with tally marks 0-20

1578000 Cards with fingers 0-20

1579000 Cards with dots 0-20



◀ Math dice large

Set of 4 dice with dots, math symbols and numbers to practise additions, subtractions and multiplications. The dice can be combined in various ways. For easy sums use the die with numbers 0-5 and the die with dots 1-6. Add up the numbers or subtract the smallest number from the greatest number. For more difficult sums use the dice with numbers 0-5, 5-10 and the die with math symbols.

Contents:

- blue plastic box with transparent lid (15 x 15 x 5.5 cm)
- 4 plastic dice (5 cm) with:
 - dots 1- 6-
 - numbers 0-5
 - numbers 5 -10
 - 2 x math signs +, - and x

1305000 Math dice large

Dot dice (2) ▼

Use the dice in games and practise arithmetic operations.

Contents:

- transparent plastic box
- red and blue wooden dice (1.2 cm)

2021000 Dot dice (2)



Dot dice blue / red ▼

Use the dice in games and practise arithmetic operations.

Contents:

- transparent plastic box
- 35 blue or red wooden dice (1.4 cm)

2027000 Dot dice blue

2028000 Dot dice red



Dice 1-12 ▼

Use the dice in games and practise arithmetic operations, for example: times tables 1-12.

Contents:

- transparent plastic box
- 8 white plastic dice (1.6 cm)

2026000 Dice 1-12



◀ Dice -6 up to 6

Use the dice for various activities to practise arithmetic operations with positive and negative numbers and to increase insight into number structures.

Contents:

- transparent plastic box (10 x 6 x 3.5 cm)
- 8 white plastic dice (2.2 cm):
 - 4 x -2, -4, 6, 1, 3 and 5
 - 4 x 2, 4, 6, 1, 3 and 5

2022000 Dice -6 up to 6

Linkprint 1-2-3 ▶

Develop number skills up to 10. The set contains number stamps 0-9 in duplicate as well as stamps with math signs. Connect the stamps like Lego blocks and stamp a sum at once.

Contents:

- wooden box with hinged lid (30 x 10.5 x 6 cm)
- 28 connectable rubber stamps with red handle:
 - 2x numbers 0-9
 - math signs + - x : = ? < >
 - height of stamp print 1 cm

1888000 Linkprint 1-2-3



Base 10 set ▶

Different kinds of blank wooden base 10 material. Use the units, longs, flats and cube to materialise the decimal numerical structure. For example the number 132. This number consists of 1 hundred, 3 tens and 2 ones. Support this fact by placing 1 flat, 3 longs and 2 units. Clarify, by using the blocks, the principle of conversion of hundreds and tens: 1 flat is equal to 10 longs and 1 long is equal to 10 units.

Contents:

- wooden box (24 x 13 x 12 cm)
- 5 transparent plastic boxes:
 - 1 box with 100 blank wooden units of 1 cm^3
 - 2 boxes with 10 blank wooden longs of 10 cm^3
 - 2 boxes with blank wooden flats of 100 cm^3
- blank wooden cube of 1000 cm^3

3015300 Base 10 set



◀ Base 10 assortment

Contents:

- wooden box (32 x 21.5 x 3.5 cm)
- 100 blank wooden units of 1 cm^3
- 20 blank wooden longs of 10 cm^3
- 2 blank wooden flats of 100 cm^3

3015210 Base 10 assortment

3015110 Base 10 units (1000)

3015111 Base 10 longs (100)

3015113 Base 10 flats (10)

3015114 Base 10 cube

3015120 Base 10 units (100)



Base 10 magnetic assortment blank ▶

Contents:

- 12 blank wooden units of 1 cm^3 magnetic
- 12 blank wooden longs of 10 cm^3 magnetic
- 12 blank wooden flats of 100 cm^3 magnetic

3015600 Base 10 magnetic assortment blank

3015605 Base 10 magnetic units blank

3015606 Base 10 magnetic flats blank



Base 10 pupils ►

Place the card with 100 squares into the lid and practise with the units and longs. Increase insight into the decimal system.

Contents:

- transparent plastic box (10.3 x 10.3 x 1.3 cm)
- 20 blank wooden units 1 cm³
- 8 blank wooden longs 10 cm³
- white plastic card with 100 squares

3015310 Base 10 pupils




◀ Base 10 stamps

Visualise (large) numbers and increase insight into the decimal system. To stimulate the transfer from concrete to abstract.

Contents:

- yellow plastic box (10.5 x 8.5 x 5 cm)
- 4 stamps with wooden handle (unit, long, flat and cube)

3015320 Base 10 stamps



Base 10 magnetic 3D ►

Magnetic plastic cards with 3D drawings of Base 10 to practise the transfer from concrete to abstract. The cards visualise units, tens, hundreds and thousands.

Contents:

- wooden box with separate lid (22.5 x 21.5 x 3.5 cm)
- plastic cards with 3D drawings and magnetic strips on the back

3015400 Base 10 magnetic 3D



◀ Counting frame up to 100 pupils

Practise number skills up to 100. Use the beads to visualise numbers and arithmetic operations. The design of the counting frame makes it suitable for both horizontal and vertical use. The beads alternate between 5 red and 5 white beads.

Contents:

- wooden frame (24 x 20 cm) with 10 metal rods
- 50 red and 50 white wooden beads (1 cm Ø)

3018235 Counting frame up to 100 pupils

3018236 Counting frame up to 100 pupils colour change

Bead bar up to 100 teacher ▶

Practise number skills up to 100. Write numbers, percentages or fractions corresponding with the beads on the school board to work on a more abstract level. The beads alternate between 10 red and 10 white beads.

Contents:

- wooden frame (150 cm) with metal rod
- 50 red and 50 white flat plastic beads (2.8 cm Ø)
- 2 metal hooks

E577021 Bead bar up to 100 teacher



▶ Bead bar up to 100 pupils

Practise number skills up to 100. Use the beads to visualise numbers and arithmetic operations. The bead bar fits on a pupils table and has anti-slip studs. The beads alternate between 10 red and 10 white beads.

Contents:

- wooden frame (68 cm) with metal rod and anti-slip studs
- 50 red and 50 white flat plastic beads

3018219 Bead bar up to 100 pupils



Counting rail ◀

Open the rail, arrange balls and visualise numbers and arithmetic operations. Discover the number structure up to 20 and the concept of addition and subtraction by sliding balls. By representing numbers linear, in a rail, the development of a mental number line is stimulated. Make smart use of the colour change (red/white): in this way pupils easily recognise anchors like 5, 10, 15 or 20, without counting.

Contents:

- wooden counting rail with 10 red and 10 white balls (45 x 4.5 x 1.5 cm)

3018218 Counting rail



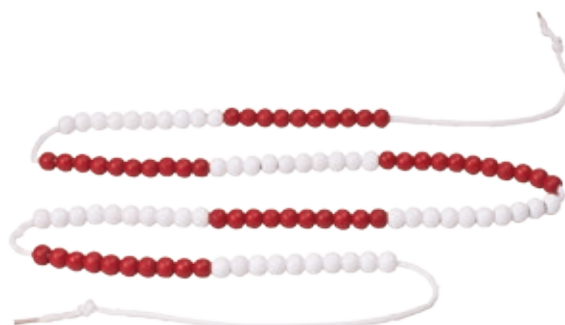
Bead string up to 100 pupils ▶

Helps pupils to develop a visual image for locating large numbers quickly. The number patterns remain visible as the beads do not slide. The beads alternate between 10 red and 10 white beads.

Contents:

- 50 red and 50 white wooden beads (1 cm Ø)
- white cord (150 cm)

3018250 Bead string up to 100 pupils



▶ Bead string up to 100 teacher

Demonstrate numbers and arithmetic operations up to 100. The beads alternate between 10 red and 10 white beads.

Contents:

- 50 red and 50 white plastic beads (2.4 cm Ø)
- white cord (300 cm)

3018246 Bead string up to 100 teacher

Bead string up to 100 pupils ▶

Helps pupils to develop a visual image for locating large numbers quickly. The beads alternate between 10 red and 10 white beads.

Contents:

- 50 red and 50 white flat plastic beads (1.5 cm Ø)
- white cord (120 cm)

3018260 Bead string up to 100 pupils



Clips wipe-clean (5) ▼

Customise the clips with whiteboard markers. Write names, numbers, shapes or colours on them. The clips can be cleaned easily.

Contents:

- 5 wipe-clean clips (5.5 cm Ø) in plastic bag

1213001 Clips wipe-clean (5)



◀ Clips chalkboard (5)

Customise the clips with numbers, math signs and more. Ideal for use in conjunction with bead strings and bead bars.

Contents:

- 5 wooden clips with writable chalkboard surface (6.5 cm)

1213000 Clips chalkboard (5)



Tens cards ▲

Ideal for use in conjunction with bead strings and bead bars up to 100.

Contents:

- 16 plastic cards (5 x 5 cm)
 - 9 cards with numbers 10 - 90
 - 7 blank cards to write on whiteboard marker
- 16 metal hooks

3018290 Tens cards

Abacus 5 x 20 teacher ▶

Teach place value, addition and subtraction and visualise (large) numbers. Demonstrates the principle of 'borrowing' from the next column. The beads that are not used disappear behind the wooden partition. This abacus represents units, tens, hundreds, thousands and ten thousands. It contains 5 x 20 beads in 6 colours grouped in tens.

Contents:

- wooden holder with partition (29 x 21.5 x 9 cm)
- 100 flat plastic beads in 6 colours (2.6 cm Ø)

3018301 Abacus 5 x 20 teacher



◀ Abacus 5 x 10 teacher

Teach place value, addition and subtraction. This abacus represents units, tens, hundreds, thousands and ten thousands. It contains 5 x 10 beads in 5 colours grouped in tens.

Contents:

- wooden holder with partition (19 x 21 x 9.5 cm)
- 50 flat plastic beads in 5 colours (2.6 Ø)

3018303 Abacus 5 x 10 teacher

Abacus 5 x 20 pupils

Learn place value, addition and subtraction and visualise (large) numbers. Practise the principle of 'borrowing' from the next column. The beads that are not used disappear behind the wooden partition. This abacus represents units, tens, hundreds, thousands and ten thousands. It contains 5 x 20 beads in 6 colours grouped in tens.

Contents:

- wooden holder with partition (18 x 15 x 6 cm)
- 100 flat plastic beads in 6 colours (1.5 cm Ø)

3018321 Abacus 5 x 20 pupils



Abacus 5 x 10 pupils

Learn place value, addition and subtraction. This abacus represents units, tens, hundreds, thousands and ten thousands. It contains 5 x 10 beads in 5 colours grouped in tens.

Contents:

- wooden holder with partition (11 x 15 x 6 cm)
- 50 flat plastic beads in 5 colours (1.5 cm Ø)

3018304 Abacus 5 x 10 pupils



Abacus 3 x 20 pupils

Learn place value, addition and subtraction and visualise (large) numbers. Practise the principle of 'borrowing' from the next column. The beads that are not used disappear behind the wooden partition. This abacus represents units, tens and hundreds. It contains 3 x 20 beads in 6 colours grouped in tens.

Contents:

- wooden holder with partition (18 x 10 x 6 cm)
- 60 flat plastic beads in 6 colours (1.5 cm Ø)

3018302 Abacus 3 x 20 pupils




Number line up to 100 teacher ▶

Visualise operations up to 100. Attach the number line on a metal-/ whiteboard. Use a whiteboard marker to write on the strip. The colour change in red and white represent the decimal structure. As there are no numbers mentioned the number line can be used multifunctionally; for example by counting in hundreds it visualises operations up to 1000 as well.

Contents:

- 2x plastic write on/wipe off strip (100 x 15 cm)
- 10 magnetic strips (8.5 x 2.5 cm)

3017250 Number line up to 100 teacher



◀ Number line up to 100 pupils

The set prepares pupils to work with an empty number line. By means of simple counting exercises pupils explore numbers and the number structure up to 100. The set can also be used as a board game. This helps pupils to learn structured counting.

Contents:

- transparent plastic box (8 x 6 x 3.5 cm)
- 12 plastic cards printed on both sides with numbers up to 100 and multiples of 102 extra plastic cards to play games
- 2 transparent plastic pawns red and yellow: the numbers remain visible
- 2 wooden pawns red and yellow: the numbers are not visible
- wooden die with dots 1 - 6

1190001 Number line up to 100 pupils

Number clips up to 100 ▶

Explore the number structure 0-100. Various counting exercises using the number line develop insight into the numbers up to 100. Teach aural counting with jumps, for instance. Show the number clips with either their blue or their black side. Make your own number line using the cord (included).

Contents:

- wooden box (37 x 30 x 13 cm)
- 101 plastic number clips (0-100)
- white cord

E577019 Number clips up to 100



Hundred board magnetic ▶

The magnetic hundred board visualises numbers up to 100 and gives insight into the number structure.

Contents:

- metal board (60 x 60 cm) with 100 grid
- magnetic number cards 0-100 printed on both sides in red and blue

3013210 Hundred board magnetic



◀ Number cards magnetic up to 100

Increase insight into number structure 1-100. These number cards are magnetic so they can be attached to a metal/whiteboard.

Contents:

- wooden box with transparent lid (22 x 17.5 x 7.5 cm)
- 100 magnetic cards with numbers 1-100

3013303 Number cards magnetic up to 100


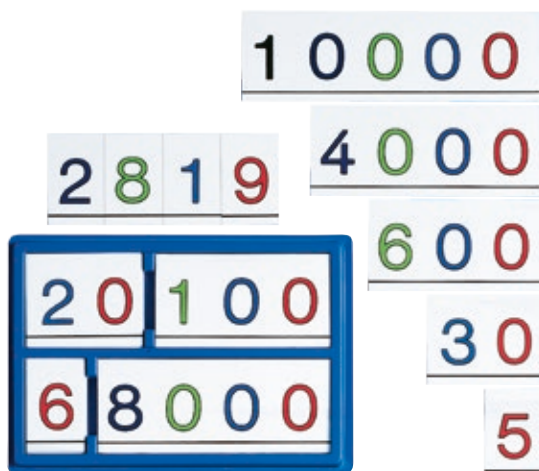
Number cards up to 100 ▶

Use these numbered cards to play number games in groups or individually and to practise number patterns, series of numbers, odd and even and placing numbers in order. Develops familiarity with numbers and number structures.

Contents:

- blue plastic box transparent lid (31.5 x 10 x 5.5 cm)
- 108 plastic cards:
 - numbers 0-100
 - math signs +, -, x, :, =, < and >

1575000 Number cards up to 100



◀ Place value cards

Recognise the value of numbers and learn how numbers are built up. The value of the number is determined by the place of the number. Every value has its own colour.

Contents:

- blue plastic box with transparent lid (30 x 20.5 x 2 cm)
- 39 plastic cards with colour codes:
 - 0-9 (red)
 - 10-90 (blue)
 - 100-900 (green)
 - 1000-9000 (purple)
 - 10000 (black)

1273000 Place value cards



Fraction sticks ►

Visualise fractions. Focus on a part of a fraction by folding it. This helps to give a clear picture of the part-whole relationship. The colours of the sticks show the relationship between the fraction families. Take for example the yellow/white breaking sticks with fifths and tenths.

Contents:

- wooden box (also as holder) (52 x 15 x 4 cm)
- 13 plastic sticks (length 48 cm, 1.5 cm Ø)
 - 4 unbroken sticks: white, blue, red and yellow
 - 4 blue/white sticks: thirds, sixths, ninths and twelfths
 - 3 red/white sticks: halves, fourths and eighths
 - 2 yellow/white sticks: fifths and tenths

1508000 Fraction sticks



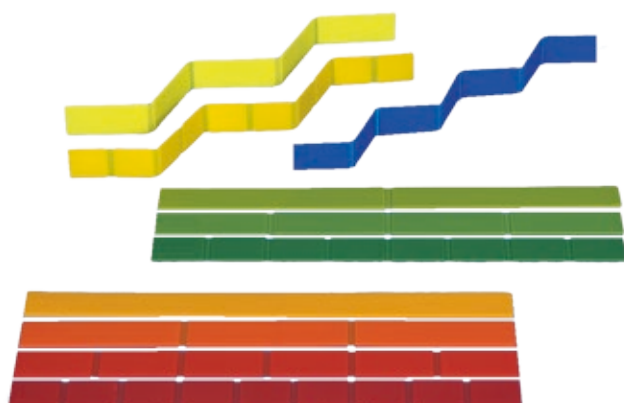
Fraction set square pupils ►

Square fraction components with bright colours. The set helps pupils to discover fractions and to understand the part-whole relationship.

Contents:

- transparent plastic box (10.1 x 10.1 x 1.6 cm)
- plastic fraction parts (0.2 cm thick) (square 1/1 is 10 x 10 cm)

1502000 Fraction set square pupils




◀ Fraction set round pupils

Round fraction components with bright colours. The set helps pupils to discover fractions and to understand the part-whole relationship.

Contents:

- transparent plastic box round (9 x 1.7 cm)
- plastic fraction parts (0.2 cm thick) (diameter 1/1 is 8.8 cm)

1501000 Fraction set round pupils



◀ Fraction set linear

Colourful set of 10 unbreakable strips. One strip represents a whole number; the other nine are flexible and can be folded into half or up to a tenth part. The length of the parts of the strips help to give a clear picture of the part-whole relationship. The nuances of a colour indicate which fractions are related to each other.

Contents:

- black plastic box with transparent hinged lid (27 x 8.5 x 2 cm)
- 10 unbreakable, flexible plastic strips

1507000 Fraction set linear

Magnetic fraction sets

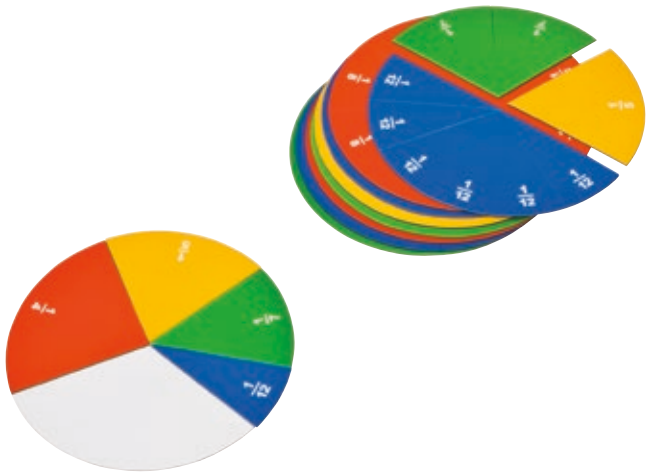
Recognise and name fractions and learn to calculate with fractions. The colours of the fraction sets reinforce the relationships between the various fractions. The linear fraction sets also show the relationships between the fractions, percentages and decimal numbers. The sets contain a magnetic board to which the fractions can be attached.

Magnetic fraction set round teacher

Contents:

- wooden box
- blank circle
- 12 coloured circles

1504000 Magnetic fraction set round teacher



Magnetic fraction set round pupils

Contents:

- polybag
- blank circle
- 12 coloured circles


1504001 Magnetic fraction set round pupils

Magnetic fraction set linear teacher

Contents:

- blank rectangle
- 14 coloured strips

1506000 Magnetic fraction set linear teacher




Magnetic fraction set linear pupils

Contents:

- blank rectangle
- 14 coloured strips

1506001 Magnetic fraction set linear pupils



Fraction stamps round ▶

Stamps with fractions in round shape. Pupils colour the stamps of the fraction components which helps them to visualise the difficult fraction sums.

Contents:

- red plastic box with transparent lid (19.5 x 8 x 4 cm)
- 12 rubber stamps with see-through grip

1503000 Fraction stamps round



◀ Fraction stamps square

Stamps with fractions in square shape. Pupils colour the stamps of the fraction components which helps them to visualise the difficult fraction sums.

Contents:

- red plastic box with transparent lid (19.5 x 8 x 4 cm)
- 12 rubber stamps with see-through grip

1503001 Fraction stamps square

Fraction dice large ▶

Dice with round fractions. Name or visualise the fraction you throw and check your answer by turning the die. Increase insight in fractions, the way they can be represented and their relationships.

Contents:

- blue plastic box with transparent lid (15 x 15 x 5.5 cm)
- 4 plastic dice (5 cm) with fractions and self-check

1306000 Fraction dice large



Fraction dice

Practise arithmetic operations with fractions. Recognise and name fractions $\frac{1}{2}$, $\frac{1}{3}$, $\frac{1}{4}$, $\frac{1}{6}$, $\frac{1}{8}$, $\frac{1}{9}$.

Contents:

- transparent plastic box (10 x 6 x 3.5 cm)
- 4 black dice with $\frac{1}{2}$, $\frac{1}{3}$, $\frac{1}{4}$, $\frac{1}{6}$, $\frac{1}{8}$, $\frac{1}{9}$
- white dice with $\frac{1}{2}$, $\frac{1}{3}$, $\frac{1}{4}$, $\frac{1}{6}$, $\frac{1}{8}$, $\frac{1}{9}$

2006000 Fraction dice



◀ Fraction dominoes in pictures round

Match written fractions with fractions represented as part of a circle, square and rectangle. Start by placing the card with the arrow. The arrow shows the direction in which the cards should be placed. The card also contains a written fraction. Look for the corresponding pictorial representation of the fraction. Place this card and continue with all cards in the same way.

Contents:

- wooden box with separate lid (24.5 x 17.5 x 3.5 cm)
- 10 transparent plastic boxes in each box
- 15 plastic cards

1400001 Fraction dominoes in pictures round

Percentage dominoes ▶

Combine cards with percentages, fractions and decimal numbers. Place the cards on your holder so they are not visible to the other players. Place the rest of the cards face down on a stack and draw one card to start with. Connect a card with the same value to one of both ends. Next to the card with 50% for example 0.5 or $\frac{1}{2}$ can be placed, but not 50%. The first player to place all cards from its holder wins.

Contents:

- wooden box with separate lid (22.5 x 8.5 x 5 cm)
- 4 wooden holders
- 45 plastic cards

1402000 Percentage dominoes



Basic-fraction dominoes

Practise with fractions in various contexts. In addition to the usual approach of a part-whole relationship, the game also covers measuring, the number line and matching values. The set is self-checking.

Contents:

- wooden box with separate lid (22 x 19 x 3.5 cm)
- 6 transparent plastic boxes in each box
- 15 plastic cards

1403000 Basic-fraction dominoes



Fraction dominoes ▶

Learn to multiply fractions and practise equivalent fractions. The arrow shows the direction in which the cards should be placed. The card also contains an answer. Look for the corresponding fraction or fraction sum. Place this card and continue with all cards in the same way. The set is self-checking and increases in degree of difficulty.

Contents:

- wooden box with separate lid (24.5 x 17.5 x 3.5 cm)
- 10 transparent plastic boxes in each box
- 15 plastic cards

1404000 Fraction dominoes


Double ▶

Recognise decimal numbers in 4 forms in a flash: as part of a square, as a percentage, in figures and on a number line. By turns the players place a card on the table. If two successive cards represent the same value, call out double as quickly as possible. The first to call out double gets the cards. The first player to collect all the cards wins.

Contents:

- transparent plastic box (10.5 x 8.5 x 5 cm)
- 48 plastic cards

1270000 Double



◀ Dice chalkboard (4)

Customise the dice with chalk. Write names, numbers, shapes and more. The dice can be cleaned easily.

Contents:

- 4 plastic dice (5 cm)
- blue plastic box with transparent lid (15 x 15 x 5.5 cm)

1144000 Dice chalkboard (4)



Dice wipe-clean (4) ▶

Customise the dice with whiteboard markers. Write names, numbers, shapes or colours on them. The dice can be cleaned easily.

Contents:

- 4 wipe-clean dice (5 x 5 cm)
- blue plastic box with transparent lid

1145000 Dice wipe-clean (4)



◀ Dice blank

Customise the dice with permanent markers. Make your own colour die or write names, numbers, shapes and more. The advantage of these dice is that the writing is long lasting.

Contents:

- 4 plastic dice (5 cm)
- blue plastic box with transparent lid (15 x 15 x 5.5 cm)

1188004 Dice blank

Counters ▶

Use counters to count and to gain insight into quantities.

Contents:

- polybag 100 plastic counters (2 cm Ø)

2061001 Counters blue

2061002 Counters yellow

2061003 Counters green

2061004 Counters red



Pawns ▶

Use the pawns for playing games and to represent quantities.

Contents:

- transparent plastic box (10.5 x 8.5 x 5 cm)
- 48 wooden pawns in 4 colours

2105000 Pawns

◀ Counters, two-coloured

Double-sided coloured counters.

Contents:

- 20 plastic counters (2 cm) in plastic box

E523888 Counters red/green

E523889 Counters red/blue

E523890 Counters red/white

E523891 Counters red/yellow



◀ Math blocks in bucket

Use the blocks for visual discrimination, sorting, counting, basic math exercises or building-block activities.

Contents:

- plastic bucket
- 180 yellow wooden math blocks (2 x 2 cm)

3019103 Math blocks in bucket



Math puzzles up to 20 ►

Practise addition and subtraction up to 20 in a playful way by making the math puzzles. The puzzles have an increase in degree of difficulty with either 24 or 35 pieces. Available separately or as a set of 4.

Contents:


- wooden frame (40 x 28 cm)
- 24 puzzle pieces with a sum on the back side
- plastic sheet with answers

E523350 Math puzzle up to 20 + (24)

E523351 Math puzzle up to 20 - (24)

E523362 Math puzzle up to 20 +/- 1 (35)

E523363 Math puzzle up to 20 +/- 2 (35)



Math box magnetic

Match quantities and number symbols and visualise arithmetic operations. Place sums or number sequences of various kinds on the metal plate in the bottom of the box. Use the plate with numbers to arrange and store the blocks. The size of the blocks is ideal for little hands.

Contents:

- wooden box with hinged lid (36 x 22 x 3 cm)
- white metal plate in bottom and lid
- 92 wooden magnetic blocks with numbers, math signs and arrows
- 20 coloured wooden magnetic blocks: 10 x pink / 10 x green

1240007 Math box magnetic

Math box cards ►

Assignment cards for the Math box magnetic. Choose an assignment card. The cards are numbered and have an increasing degree of difficulty. Place the chosen card in the Math box and for each sum lay a block with the outcome next to the card. Check your answers by turning the card. Well done? Move on to the next door.

Contents:

- red plastic box (19.5 x 8 x 4 cm)
- 20 plastic assignment cards with self-check

1241007 Math box cards up to 10

1241008 Math box cards up to 20





Operations buddies

Practise addition, subtraction, multiplication, division, and/or converting weight, volume, area and length with these self-checking buddies. Place the red card on top of the card with sums to hide the answers. Available separately.

Contents:

- 10 plastic cards
- 4 red transparent plastic cards
- plastic box (8 x 4.5 x 1.8 cm)

- 1352000** Addition buddy
1353000 Subtraction buddy
1354000 Multiplication buddy
1358000 Division buddy
1257001 Weight buddy
1257002 Volume buddy
1257003 Length buddy
1257004 Area buddy



Multiplication cards up to 20

Practise times tables and automatic recall. The cards show the multiplication tables 1-20. Train individually or in pairs.

Contents:

- 25 plastic cards (14.5 x 10 cm), printed on both sides, one side with multiplication tables 1-10 and the other side with multiplication tables 11-20

1359000 Multiplication cards up to 20

1 1x1 = 1 2x1 = 2 3x1 = 3 4x1 = 4 5x1 = 5 6x1 = 6 7x1 = 7 8x1 = 8 9x1 = 9 10x1 = 10	2 1x2 = 2 2x2 = 4 3x2 = 6 4x2 = 8 5x2 = 10 6x2 = 12 7x2 = 14 8x2 = 16 9x2 = 18 10x2 = 20	3 1x3 = 3 2x3 = 6 3x3 = 9 4x3 = 12 5x3 = 15 6x3 = 18 7x3 = 21 8x3 = 24 9x3 = 27 10x3 = 30	4 1x4 = 4 2x4 = 8 3x4 = 12 4x4 = 16 5x4 = 20 6x4 = 24 7x4 = 28 8x4 = 32 9x4 = 36 10x4 = 40	5 1x5 = 5 2x5 = 10 3x5 = 15 4x5 = 20 5x5 = 25 6x5 = 30 7x5 = 35 8x5 = 40 9x5 = 45 10x5 = 50
6 1x6 = 6 2x6 = 12 3x6 = 18 4x6 = 24 5x6 = 30 6x6 = 36 7x6 = 42 8x6 = 48 9x6 = 54 10x6 = 60	7 1x7 = 7 2x7 = 14 3x7 = 21 4x7 = 28 5x7 = 35 6x7 = 42 7x7 = 49 8x7 = 56 9x7 = 63 10x7 = 70	8 1x8 = 8 2x8 = 16 3x8 = 24 4x8 = 32 5x8 = 40 6x8 = 48 7x8 = 56 8x8 = 64 9x8 = 72 10x8 = 80	9 1x9 = 9 2x9 = 18 3x9 = 27 4x9 = 36 5x9 = 45 6x9 = 54 7x9 = 63 8x9 = 72 9x9 = 81 10x9 = 90	10 1x10 = 10 2x10 = 20 3x10 = 30 4x10 = 40 5x10 = 50 6x10 = 60 7x10 = 70 8x10 = 80 9x10 = 90 10x10 = 100

Fraction dominoes in numbers addition ►

Practise the addition, subtraction and multiplication of fractions. Start by placing the card with the arrow. The arrow shows the direction in which the cards should be placed. The card also contains a number. Look for the corresponding sum. Place this card and continue with all cards in the same way.

Contents:

- wooden box with separate lid (24.5 x 17.5 x 3.5 cm)
- 10 transparent plastic boxes in each box
- 15 plastic cards

1405001 Fraction dominoes in numbers addition



◀ Decimal dominoes

Gain insight into decimal numbers with 1, 2 or 3 decimals. Each game contains 15 cards with sums to practise addition, subtraction, multiplication or division of fractions. Start by placing the card with the index finger. The finger shows the direction in which the cards should be placed. The card also contains a sum. Look for the corresponding answer. Place this card and continue with all cards in the same way. Check if the domino is placed correctly; the last card shows a well done thumb.

Contents:

- wooden box with separate lid (24.5 x 17.5 x 3.5 cm)
- 10 transparent plastic boxes in each box
- 15 plastic cards

1406000 Decimal dominoes

Math dominoes addition up to 100 ►

Find the sum to the answer. The range consists of 6 dominoes with different objectives of learning. Each dominoes contains 10 different games with its own colour code so they can be distinguished from each other. Start by placing the card with the arrow. The arrow indicates the direction in which the cards should be placed. This card also shows a number in a square. This is the answer to which the corresponding sum has to be found. Add the card with the correct sum. Continue placing the card that contains the sum to the answer shown. Check if the dominoes is placed correctly; the first card with the arrow and the last card have the same outcome.

Contents:

- wooden box with separate lid (24.5 x 17.5 x 3.5 cm)
- 10 transparent plastic boxes in each box
- 15 plastic cards

1430002 Math dominoes addition up to 100




Make 10!

Efficient and active game to practise numbers up to 10. At the start of the game 4 cards are placed face up. By turns each player tries to add a card to make an addition with the answer 10. In addition, try to make 8, 11 or 12.

Contents:

- blue plastic box (10.5 x 8.5 x 5 cm)
- 48 plastic cards

1540000 Make 10!



Collect 4!

Slide cards until you collect 4 with the same outcome. Place your thumb on the table edge trying not to draw attention. Which player is the first to notice? Play and develop automatic recall of + and - facts up to 10.

Contents:

- transparent plastic box (10.5 x 8.5 x 5 cm)
- 48 plastic cards
- green and blue plastic counter

1541000 Collect 4!



Mathematical play (3–6 years)

Measuring

Length, area and perimeter

Volume

Weighing

Money

Time and planning

Length, area and perimeter

Length, area and perimeter are all about measuring, comparing, and understanding the concepts of different lengths. The main goal for children is to learn how to use the right concepts of measuring. Comparing different routes (which one is longer vs. shorter), trying to make something fit, or measuring your own height are activities which stimulate the developments of length, area, and perimeter concepts.

Water buddies ▶

Measure, compare and fill the grooves near the Water buddies. Children take turns rolling the die. The die shows which rod to place. The first player to fill the groove wins.

Contents:

- 4 wooden boards
- 90 wooden rods in 6 colours and 6 lengths
- 2 colour dice
- wooden box (32 x 18 x 6 cm)

E523383 Water buddies



Measure and compare ►

Place blocks on the assignment cards. For the exercises with only outlines you can choose which colours and lengths to use. Develop spatial reasoning and logical thinking skills by measuring and comparing blocks of various lengths and colours.

Contents:

- 6 plastic assignment cards with 12 assignments
- 25 wooden blocks in 5 lengths and colours
- wooden frame (24.5 x 24.5 x 3.5 cm)

3005250 Measure and compare



◀ Extra blocks Measure and compare

Extra blocks for Measure and compare (3005250). Enables more children to work with the assignment cards simultaneously. In addition the blocks can be used to visualise arithmetic operations, increase insight in number structure and quantities.

Contents:

- 50 wooden blocks in 5 lengths and colours
- cotton bag (20 x 30 cm)

3005251 Extra blocks Measure and compare


Measure, compare and count ►

Place blocks on the assignment cards. For the exercises with only outlines you can choose which colours and lengths to use. Develop spatial reasoning, logical thinking, and counting skills by measuring, comparing and counting blocks of various lengths and colours.

Contents:

- 6 plastic assignment cards with 12 assignments
- 25 wooden blocks in 5 lengths and colours
- wooden frame (24.5 x 24.5 x 3.5 cm)

3005260 Measure, compare and count



◀ Extra blocks Measure, compare and count

Extra blocks for Measure, compare and count (3005260). Enables more children to work with the assignment cards simultaneously. In addition the blocks can be used to visualise arithmetic operations, increase insight in number structure and quantities.

Contents:

- 60 wooden blocks in 6 lengths and colours
- cotton bag (20 x 30 cm)

3005252 Extra blocks Measure, compare and count

Measure, compare and add ▶

Place blocks on the assignment cards. For the exercises with only outlines you can choose which colours and lengths to use. Develop spatial reasoning, logical thinking and number skills by measuring, comparing and adding blocks of various lengths and colours. The assignment cards have an increase in degree of difficulty.

Contents:

- 12 plastic assignment cards with 24 assignments
- 50 wooden blocks in 5 lengths and colours
- wooden box (25 x 25 x 8 cm)

3005270 Measure, compare and add



◀ Measure and compare in cardboard box

Place blocks on the assignment cards. For the exercises with only outlines you can choose which colours and lengths to use. Develop spatial reasoning and logical thinking skills by measuring and comparing blocks of various lengths and colours.

Contents:

- 6 plastic assignment cards with 12 assignments
- 25 wooden blocks in 5 lengths and colours
- cardboard box (24.5 x 24.5 x 3.5 cm)

3005271 Measure and compare in cardboard box



Geo Zoo ▶

Build enclosures for every animal. Children learn to copy shapes, compare and fill areas, experiment with surfaces and discover an area's perimeter.

Contents:

- 4 play boards
- 60 fences
- 16 animal cards
- 6 plastic assignment cards
- 50 squares
- wooden box (28 x 18 x 5 cm)

312800 Geo Zoo



◀ Area

Copy shapes with help of square wooden blocks. Practice comparing and filling areas. One side of the assignment card shows the surface divided into blocks. The other side is more challenging with only the total area of the shape visible.

Contents:

- 16 wooden blocks
- 24 assignment cards
- wooden box (15 x 10 x 4 cm)

312900 Area

Mathematical play (3–6 years)

Measuring

Length, area and perimeter

Volume

Weighing

Money

Time and planning

Volume

Volume is all about experiencing the concepts of empty and full. The main goal for children is to recognise and use these concepts in a correct way. Ordering differently filled cups from empty to full or just playing with water and sand are activities that stimulate an understanding of volume.

Diagram Volume ►

Create rows to show a gradual increase or decrease in volume. Sort the images in the diagram from empty to full and vice versa. While playing, children learn about concepts such as more than and less than.

Contents:

- 25 plastic image cards
- wooden frame (34 x 34 cm)

E523192 Diagram Volume



◀ Sand and water table

A strong and functional unit with a storage shelf for playing materials. One set of legs has a pair of wheels for easy moving. The main frame is solid beech, with plywood panels and a plastic drain pipe. Accessories not included. Requires limited construction. Dimensions: 93 x 76 x 66 cm.

E006700 Sand and water table

Covering plate ►

Plastic coated lid with beech wood edging for Sand-and water table (E006700).

- Dimensions: 93 x 76 cm.

E522549 Covering plate





Sand bucket ▼

Solid plastic bucket with strong plastic handle and a wide rim underneath for easy pouring. Matching sieves available separately (E522772). Assorted in 4 colours. Height: 16.5 cm

E522771 Sand bucket

Sand sieve ▼

Sieve for sand bucket E522771. Assorted in 4 colours. Diameter: 14.5 cm.

E522772 Sand sieve



Sand-water scoop ▲

Easy-to-use plastic scoop for both sand and water in assorted colours. Length: 23.5 cm.

E522765 Sand-water scoop



◀ Spade 80 cm red

Strong red plastic spade with ergonomic design. Length: 80 cm.

E522773 Spade 80 cm red

◀ Spade 65 cm yellow

Strong yellow plastic spade with ergonomic design. Length: 65 cm.

E522774 Spade 65 cm yellow

◀ Rake 75 cm blue

Strong blue plastic rake with ergonomic design. Length: 75 cm.

E522775 Rake 75 cm blue



Geometric sand shapes ▶

Sand shapes with geometrical figures: 2x rectangle, 2x triangle, 2x circle and 2x square, made of plastic. They can be combined to make all sorts of imaginative sand figures. Length: app. 11 cm.

E522848 Geometric sand shapes



Mathematical play (3–6 years)

Measuring

Length, area and perimeter

Volume

Weighing

Money

Time and planning

Weighing

Weighing is all about experiencing differences in weight. The main goal for children is to understand and to use concepts such as heavy, light, and equal. Determining the weight of certain objects with one's hand or a scale and discovering that the weight of an object does not always seem to correspond with its size are activities which stimulate the development of weighing.

Scales ▶

Balance weights or compare the weight of various objects. Learn to describe what happens to the scale and why. (Weights available separately). Children will begin to classify objects as heavy / light, despite object size.

Contents:

- 2 plastic pans
- wooden scale (40 x 15 cm)

E522185 Scales



◀ Extra set of plastic bowls

Extra set of plastic bowls for Scales (E522185).

E522186 Extra set of plastic bowls

Plastic weights ▶

Plastic weights are easy to handle and durable. Pairs are equally weighted to show balance and equality. Use with Scales (E522185).

Contents:

- 2 wooden stands
- 8 plastic red weights (2 x 4, ranging from 4-7 cm in height)

E522832 Plastic weights




Weight tubes ▶

Plastic tubes with various weights. Explore the difference between heavy and light. Weight tubes engage abstract thinking with ideas involving 'more than' and 'less than' with equally sized objects.

Contents:

- wooden stand (38 x 13 cm)
- 12 plastic blue weight tubes

E522821 Weight tubes



◀ Heavier and lighter

Compare items based on a visual estimate of weight. Place 2 or 3 items in order from lightest to heaviest. When completed correctly, turning the cards over will reveal an image.

Contents:

- 5 assignment cards
- 50 image cards
- wooden box (33 x 17.5 x 4 cm)

E523241 Heavier and lighter



Mathematical play (3–6 years)

Measuring

Length, area and perimeter

Volume

Weighing

Money

Time and planning

Money

Money is all about experiencing function and value. The main goal for children is to count, add, work out change, and to recognise the different types of money. Playing a supermarket game, sorting coins, and designing price tags are activities that stimulate the development of money.

Search and find - money ▼

Additional card set to Search and find (E523311 or E522036).
Children combine amounts of money in coins or in numbers.

Contents:

- 8 plastic assignment cards (28 x 29 cm)

E523346 Search and find - money



E523311 Search and find - shadow and contour ►



Mathematical play (3–6 years)

Measuring

Length, area and perimeter

Volume

Weighing

Money

Time and planning

Time and planning

Time and planning are all about experiencing time and its cycles. The main goal for children is to become aware of the structure of time. Comparing day and night, presenting the daily schedule, and keeping quiet for one minute are activities that stimulate time sense and planning.

3 stages story ▶

Place 3 cards in a logical sequence and create a story. Develop logical thinking and story telling skills. Stimulate children to create their own stories and to learn reading.

Contents:

- 30 plastic image cards
- wooden box (12 x 13 x 8 cm)

3904424 3 stages story



◀ 4 stages story

Place 4 cards in a logical sequence and create a story. Develop logical thinking and story telling skills. Stimulate children to create their own stories and to learn reading. Self-checking.

Contents:

- 24 plastic image cards
- wooden box (12 x 13 x 8 cm)

3904426 4 stages story



5 stages story ▶

Place 5 cards in a logical sequence and create a story. Develop logical thinking and storytelling skills. Stimulate children to create their own stories and to learn reading. Self-checking.

Contents:

- 25 plastic image cards
- wooden box (12 x 13 x 8 cm)

3904421 5 stages story

Logic ▶

Place picture cards in a logical order to tell a story. Analyse and sort the cards to make a story with a distinctive beginning, middle and end. Children work out the order and then describe the story to stimulate language skills.

Contents:

- 36 plastic image cards
- wooden frame (40 x 40 cm)

E522448 Logic



◀ Diagram daily rhythm

Create rows to show a daily life rhythm of a child. The children on the images represent different countries and different cultures. While playing, children learn about the similarities and differences of those countries and cultures. Self-checking.

Contents:

- 36 plastic image cards
- wooden frame (40 x 40 cm)

E523370 Diagram daily rhythm

Resulta ▶

Place picture cards in the order of what comes first, second and last. Expand vocabulary and stimulate language skills. Sequentially linking 3 image cards encourages logical reasoning. Play encourages developmental conversation on 16 topics.

Contents:

- 48 plastic image cards
- wooden box (34 x 20 x 6 cm)

E522428 Resulta



◀ Cause and effect

Decide what happened first and last by analysing the scene and arranging image cards next to the assignment card. When correct, the back of the image cards reveal a large image. Image card sets are coded to story boards by a matching symbol.

Contents:

- 8 plastic assignment cards
- 64 plastic image cards
- wooden box (34 x 20 x 6 cm)

E522340 Cause and effect

Life cycles ▼

Do you know the life cycle of a frog? Sequence stage cards into chronological order in the tray, close it, flip it and reopen to reveal self-check. Each of the cycles consists of 8 cards.

Available separately:

plastic holder (E523007).

Contents:

- 64 plastic cards
(coded to theme)
- wooden box

E523335 Life cycles



▶ Lotto Four seasons

Place all picture cards face down and hand out an assignment card illustrating a season to all players. By turns take a card and describe what you see. Which seasons fits best? The first player to fill its assignment card wins. Develop visual discrimination skills and a sense of time. Self-checking.

Contents:

- 4 plastic assignment cards
- 24 plastic image cards
- wooden box (21 x 14 x 3.5 cm)

3903302 Lotto Four seasons

Stamp set - smiley faces ▶

Easy way to let children reflect on their work: were they very happy with their work, simply satisfied or did they found the task to be very difficult?

Contents:

- 30 stamps
- 2 stamp pads
- plastic box (16 x 13 x 7 cm)

E523142 Stamp set - smiley faces



Measuring

Jegro considers measuring weight, length, content, size, money and time. The main goal is to assign a number to a characteristic of an object or event, in order for the child to be able to compare with other objects or events. Measuring lengths with a ruler, recognizing the time and paying with the right amount of money are activities that stimulate measuring.

Measuring balance ▶

Compare and measure the weight and volume of materials, solid or liquid. The measuring cups are removable and have a pour spout, measurement markings up to 1000 ml and a lid to prevent spills.

Contents:

- cardboard box (46.5 x 17.5 x 17 cm) balance with 2 buckets and lids
- 11 metal weights of 1 up to 50 gram
- 14 plastic weights of 5, 10 and 20 gram

3090105 Measuring balance



Euro coins sorting tray ▼

This box contains 800 euro coins. The money can be taken out easily due to the rounding in the bottom of the box. Both sides are printed with the denomination of the coin. The size is almost identical to the real euro coins.

Contents:

- blue plastic box with transparent lid (49 x 24 x 3.5 cm)
- 800 plastic coins: 100 of each coin

2098000 Euro coins sorting tray



◀ Euro sorting tray

The Euro sorting tray contains 160 coins and 130 banknotes. The money can be taken out easily, like a cash register. The coins have the denomination on one side and the euro sign on the other. The banknotes are printed on both sides on synthetic and untearable paper.

Contents:

- blue plastic box with transparent lid (54.5 x 22.5 x 4.5 cm)
- 160 plastic coins: 20 of each coins
- 130 paper banknotes: 20 x 5, 10, 20, 50, 100, 200 and 10 x 500 euro

3017788 Euro sorting tray

Euro coins assortment in box ▼

Assortment of 50 euro coins in transparent plastic box. Both sides are printed with the denomination of the coin.

Contents:

- transparent plastic box (8 x 6 x 3.5 cm)
- 50 plastic coins: 10 x 1 euro cent and 1 euro and 5 x the other coins

2098009 Euro coins assortment in box



Euro coins set ▶

Assortment of 80 euro coins. The coins are printed with the denomination of the coin on one side and the euro sign and stars on the other.

Contents:

- transparent polybag (10 x 5 x 3 cm)
- 80 plastic coins: 10 of each coin

3017720 Euro coins set



Euro coins, sets of 100 ▼

All euro coins are also available per 100. Both sides are printed with the denomination of the coin.

Contents:

- transparent polybag with 100 plastic coins



2098001 Euro coins 1 euro cent



2098002 Euro coins 2 euro cent



2098003 Euro coins 5 euro cent



2098004 Euro coins 10 euro cent



2098005 Euro coins 20 euro cent



2098006 Euro coins 50 euro cent



2098007 Euro coins 1 euro



2098008 Euro coins 2 euro

Euro banknotes sorting tray ▶

The box contains 700 banknotes. The 200 and 500 euro are in 1 compartment. The money can be taken out easily due to the rounding in the bottom of the box. The notes are printed on one side.

Contents:

- blue plastic box with transparent lid (49 x 24 x 3.5 cm)
- 700 banknotes: 100 x 5, 10, 20, 50, 100 and 50 x 200 and 500 euro

2002000 Euro banknotes sorting tray



Euro banknotes assortment in folder ▶

Assortment of 40 Euro banknotes. The size of the notes is nearly the same as the size of the real euro banknotes. The banknotes are printed on one side.

Contents:

- plastic blue wallet (16 x 9 x 0.5 cm)
- 40 euro banknotes:
 - 10 x 5 and 10 euro
 - 6 x 20 and 50 euro
 - 4 x 100 euro
 - 2 x 200 and 500 euro



2002008 Euro banknotes assortment in folder



◀ Euro banknotes set

Assortment of 130 banknotes. The banknotes are printed on both sides on synthetic and untearable paper.

Contents:

- transparent polybag (13 x 6.5 x 1.5 cm)
- 130 paper banknotes: 20 x 5, 10, 20, 50, 100, 200 and 10 x 500 euro

3017753 Euro banknotes set

Euro banknotes, sets of 100 ▼

All banknotes are also available per 100. The banknotes are printed on one side and the size of the note is nearly the same as the size of the real euro note.

Contents:

- transparent polybag with 100 paper notes



2002001 Euro banknotes 5 euro



2002002 Euro banknotes 10 euro



2002003 Euro banknotes 20 euro



2002004 Euro banknotes 50 euro



2002005 Euro banknotes 100 euro



2002006 Euro banknotes 200 euro



2002007 Euro banknotes 500 euro

Euro sets magnetic

The Magnetic euro sets are made of high quality magnetic material. Each set contains 5 complete sets of the coins and banknotes, with the exception of the 200 and 500 banknotes of which there are two sets. The individual set contains real size coins and the banknotes are 70%. The teacher set contains coins 300% and banknotes 130%.

Euro set magnetic teacher ▶

1238000 Euro set magnetic teacher

Euro set magnetic pupils ▼

1238001 Euro set magnetic pupils



Euro coin stamps ▼

Use the stamps to visualise money sums and practise to add, subtract, exchange, pay and return euro money. The stamped image is actual size.

Contents:

- yellow plastic box (10.5 x 8.5 x 5 cm)
- 8 rubber stamps with transparent plastic grip

1900005 Euro coin stamps



◀ Euro banknote stamps

Use the stamps to visualise money sums and practise to add, subtract, exchange, pay and return euro money. The stamped images are reduced proportionately.

Contents:

- wooden box with hinged lid (32 x 10.5 x 6 cm)
- 7 rubber stamps with wooden handle

1900006 Euro banknote stamps

Clock with removable numbers

Clock with movable hands and removable clock numbers 1-12 in red and 13-24 in blue used for teaching children to tell time.

Contents:

- wooden stand with a storage tray and lid for storing the numbers.
- diameter of the clock face is 28 cm

310000 Clock with removable numbers



Clock synchronous teacher

Demonstration clock with a special front that shows the PM hours or the minutes. The hands of the clock synchronise.

Contents:

- plastic clock (39.5 x 39.5 cm) mechanism on the back to synchronise the hands
- 2 wooden holders

3030500 Clock synchronous teacher




Clock analogue-digital teacher ▶

Demonstrates the relationship between digital and analogue time at a glance. The analogue clock face shows hours up to 12 whereas the digital clock shows hours up to 24. Both clock times have to be operated manually.

Contents:

- wooden board (49 x 12.5 cm)

3030400 Clock analogue-digital teacher



Clock magnetic teacher ▶

This demonstration clock has a 12 and 24 hour marking and is easy to attach to a magnetic board. Mark the digital times before and after noon on the 2 displays with the magnetic number cards. The colour of the hands correspond with the colour of the displays.

Contents:

- magnetic clock with plastic hands (35.5 x 30 cm)
- 44 magnetic number cards

2070000 Clock magnetic teacher

2071000 Clocks AM/PM pupils



2070000



2071000



Clock with various clock faces teacher

Demonstration clock with synchronised hands and different clock faces. The transparencies can easily be changed by twisting off the large hand. Helps to teach pupils both simple and more advanced time concepts.

Contents:

- wooden clock (30 x 30 cm) with basic clock face
- thick cord to hang the clock and a thin cord to move the hands
- 3 transparencies with clock faces (numbers 1-12, numbers 1-24, Roman numerals)
- white plastic cards with 4 quarters of hours
- (for the Dutch market 1 transparency with hours, minutes and Dutch words)

3030311 Clock with various clock faces teacher



Clocks 12 and 24 hours pupils ▲

Writable clocks with an analogue clock face and a digital display indicating 12 and 24 hour marks.

Contents:

- 10 plastic clocks (11 x 12 cm)

3030510 Clocks 12 and 24 hours pupils



Clocks 12 hours pupils ▲

Writable clocks with an analogue clock face and a digital display indicating 12 hour marks.

Contents:

- 10 plastic clocks (11 x 12 cm)

3030511 Clocks 12 hours pupils



Clocks hours and minutes pupils ▲

Writable clocks with an analogue clock face and a digital display indicating 24 hour and minute marks.

Contents:

- 10 plastic clocks (11 x 12 cm)

3030512 Clocks hours and minutes pupils



◀ Clock hours and minutes pupils

Wooden clock for individual use with 1-12, 1-24 and minute notation.

Contents:

- wooden clock (15 x 15 cm)

3030302 Clock hours and minutes pupils

Clock synchronous pupils ▶

Wooden clock with synchronised hands for individual use with 1-12, 13-24 and minute notation. The clock can stand due to the holder on the backside.

Contents:

- wooden clock (15 x 15 cm) with mechanism and wooden holder

3030305 Clock synchronous pupils



◀ Clock round up to 24 - analogue pupils

Wooden clock showing hours from 1 to 24.

Contents:

- wooden clock (18 cm Ø)
- plastic blue hands

E577024 Clock round up to 24 - analogue pupils



Clock small pupils ▶

The 12 hours clock markings are shown in red and the 24 hours clock markings in green. The hands can be moved but do not move synchronously.

Contents:

- plastic clock: 7.3 cm Ø

2072000 Clock small pupils



◀ Clock hours and minutes yellow pupils

Clock for individual use with hours 1-12, 13-24 and minute notation.

Contents:

- plastic clock (15 x 20 cm)

E522894 Clock hours and minutes yellow pupils

Clock analogue-digital pupils ▶

Plastic clock for individual use. Set the time on the analogue clock using the hours and minutes hands and turn the numbers for the corresponding digital time.

Contents:

- plastic clock (23 cm width)

E522906 Clock analogue-digital pupils



◀ Clock synchronous yellow pupils

Clock with synchronized hands for individual use with hours 1-12 and 13-24.

Contents:

- plastic clock (11 cm Ø)

E523036 Clock synchronous yellow pupils

Clock stamps analogue - digital

The stamp prints an analogue face with a digital face below it. Draw the hands on the analogue clock face and write the corresponding digital time. The analogue clock face has a diameter of 6 cm.



◀ Clock stamp analogue - digital 12 hours

Contents:

- blue plastic box (10.5 x 8.5 x 5 cm)
- stamp with wooden handle

1858001 Clock stamp analogue - digital 12 hours

◀ Clock stamp analogue - digital 24 hours

Contents:

- blue plastic box (10.5 x 8.5 x 5 cm)
- stamp with wooden handle

1858002 Clock stamp analogue - digital 24 hours

Clock stamps 6 cm ▶

Create your own clock faces with these clock stamps. The set contains one stamp with 12 hour marks, one with 24 hour marks, one with Roman numerals and one without numerals. Available with diameter of 4 and 6 cm.

Contents:

- blue plastic box with transparent lid
- 4 rubber stamps with wooden handle

1861000 Clock stamps 6 cm

Clock stamps 4 cm ▶

1864000 Clock stamps 4 cm



◀ Clock dominoes analogue-digital

This self-checking dominoes gives practice in reading and combining analogue and digital clock times. Start by placing the card with the arrow. The arrow shows the direction in which the cards should be placed. The card also contains a clock. Look for the corresponding digital time. Check if the domino is placed correctly; the first card with the arrow and the last card show the same time.

Contents:

- wooden box with separate lid (22 x 19 x 3.5 cm)
- 6 transparent plastic boxes in each box
- 15 plastic cards

1416001 Clock dominoes analogue-digital





Mathematical play (3–6 years)

Geometry

Colour and shape

Sorting and serializing

Spatial orientation

Colour and shape

Playing with colours and shapes is a basic need for every child. The main goal is for children to identify and name the various colours and shapes. Activities such as sorting shapes and serializing colour nuances stimulate the development of insight into colour and shape.

Giant circle puzzle ▶

Sorting set with 5 colourful circles in various sizes to help children distinguish colours and sizes. Stimulates hand-eye coordination and fine motor skills. The extra large knobs are ideal for little hands.

Contents:

- 5 wooden circles
- wooden frame (30 cm Ø)

3805020 Giant circle puzzle



◀ Giant shape puzzle

Sorting set with 5 colourful geometric shapes to help children distinguish colours and shapes. Stimulates hand-eye coordination and fine motor skills. The extra large knobs are ideal for little hands.

Contents:

- 5 wooden shapes
- wooden frame (22 x 22 cm)

3805021 Giant shape puzzle

Shape sorting puzzle ▶

Sorting set with 3 geometric shapes in 2 sizes to help children distinguish colours, shapes and sizes. Stimulates hand-eye coordination and fine motor skills. The extra large knobs are ideal for little hands.

Contents:

- 6 puzzle pieces
- wooden frame (20 x 28 cm)

E523130 Shape sorting puzzle



Sorting blocks ▶

Insert the wooden blocks into the frame. Start with the transparent side facing you. For a more challenging game turn the frame and try to place blocks without seeing the depth of the slots. Learn to distinguish differences in length and colour. Develop hand-eye coordination, spatial reasoning and fine motor skills.

Contents:

- 7 wooden sticks in 5 lengths and colours
- wooden frame (25 x 11 x 3 cm)

3003250 Sorting blocks



◀ Shapes game

Compare, arrange and stack shapes. Discover and name 9 different shapes; circle, hexagon, rectangle, triangle, trapezoid, plus sign, square, diamond and oval. Use for a group lesson, as a stacking game or trace shapes on paper and create designs.

Contents:

- 54 plastic pieces in 9 shapes and 6 colours
- plastic stand (25 x 25 cm)

E522847 Shapes game


Shape dominoes ▶

Wooden dominoes with tiles that feature colourful wooden shapes. Learn to recognise and compare shapes and develop fine motor skills. Try to play the game blindfolded to learn to distinguish shapes only by touch.

Contents:

- 21 wooden dominoes
- wooden box (26 x 12.5 x 6 cm)

3004203 Shape dominoes



◀ Colour dominoes

Wooden dominoes with tiles that feature coloured circles. Match play field colours with the next piece added. Children can explore the game independently or in groups. See who can match the most.

Contents:

- 28 wooden dominoes pieces
- wooden box (30.5 x 12.5 x 4 cm)

E523238 Colour dominoes

Colodie ▶

Children roll a colour die in turn to find a matching coloured piece for their puzzle. The first child to complete their image wins the game. Fitting the pieces into place helps children develop confidence with colours and shapes.

Contents:

- 6 puzzles
- 6 wooden puzzle pieces each
- 2 dice with colours
- wooden box (23 x 20 x 8 cm)

E522040 Colodie



◀ Colour die

With a red, blue, yellow, green, orange and white side. Search, for example, objects in the classroom which have the same colour as shown by the die or practise combining colours with quantities by throwing both a number die and the colour die. Give assignments such as: 'Take 6 orange beads' or 'Colour 2 blue socks'. The die is made from soft plastic, which makes it safe to handle and rolls quietly. Easy to clean so suitable for indoor as well as outdoor use.

Contents:

- soft plastic die with colours (10 cm)

3011520 Colour die

Figurovorm ▶

Figurovorm offers endless ways of looking at a circle and how it is made up. In a playful way children discover the concept of fractions ($\frac{1}{2}$, $\frac{1}{3}$ etc.) as well as fractional shapes (semi-circle, oval etc.).

Contents:

- 3 plastic frames
- 12 assignment cards
- plastic shapes in 6 colours
- wooden box (35 x 35 x 8 cm)

E522949 Figurovorm

E522948 Figurovorm - assignment cards (12)



◀ Geometric shapes puzzle

Find and match wooden puzzle pieces in various geometrical shapes, sizes and colours. Orient the frame in a different direction for a new spatial perspective.

Contents:

- 16 wooden puzzle pieces in 4 shapes, sizes and colours with large wooden knobs
- wooden frame (34 x 34 cm)

E522418 Geometric shapes puzzle

Colour nuance ▶

The changes on the image cards are based on value and hue. Children arrange matching cards from darkest to lightest. This game encourages children to understand gradations of hue and the impact it has on images.

Contents:

- 36 plastic image cards
- wooden frame (40 x 40 cm)

E522227 Colour nuance



◀ Peutra

Build towers as shown on the assignment cards. Learn to distinguish various colours and shapes and to convert a 2D picture into a 3D structure. Improve hand-eye coordination and fine motor skills. Assignments feature actual size models and have an increase in degree of difficulty.

Contents:

- 2 wooden stands
- 48 wooden blocks in 3 shapes and 4 colours
- 10 plastic assignment cards
- wooden box (34 x 40 x 8 cm)

E522935 Peutra

E522937 Peutra - additional stand

Shapes tower ▶

Build towers as shown on the assignment cards. Learn to distinguish various colours, sizes and shapes and to convert a 2D picture into a 3D structure. Improve hand-eye coordination and fine motor skills. Assignments feature actual size models and have an increase in degree of difficulty.

Contents:

- 4 wooden stands
- 8 plastic assignment cards with 16 assignments
- 24 wooden blocks in 3 shapes and 4 colours
- wooden box (27 x 21 x 7.5 cm)

3003220 Shapes tower



◀ Shapes tower in cardboard box

Build towers as shown on the assignment cards. Learn to distinguish various colours, sizes and shapes and to convert a 2D image into a 3D structure. Improve hand-eye coordination and fine motor skills. Assignments feature actual size models and have an increase in degree of difficulty.

Contents:

- 4 wooden stands
- 8 plastic assignment cards with 16 assignments
- 24 wooden blocks in 3 shapes and 4 colours
- cardboard box

3003221 Shapes tower in cardboard box



Rings & sticks ▶

Create figures of the assignment cards with the rings and sticks or create your own figure. Compare various lengths and sizes. Stimulate fine motor skills and visual analysis.

Contents:

- 248 plastic shapes in 4 colours
- 24 plastic assignment cards
- wooden box (35 x 19 x 8 cm)

E522172 Rings & sticks

E522194 Rings & sticks - extra shapes (248)



Plus ▶

These assignments look like math sums but instead of numbers they feature shapes and colours in specific order. Playing the communication game enhances auditory memory and fosters teamwork. Self-checking.

Contents:

- 16 plastic assignment cards
- 28 wooden shapes
- 2 wooden stands
- wooden box
- 7 wooden pegs
- (35.5 x 16.5 x 5 cm)

305300 Plus



3D flowers

Arrange flower patterns on the wooden stand as shown on the assignment cards or use your imagination. Learn to convert a 2D image into a 3D situation, distinguish various shapes and colours and develop visual synthesis by stacking shapes.

Contents:

- wooden stand
- 32 wooden shapes
- 6 wooden assignment cards with 12 assignments
- wooden box (32 x 23 x 6 cm)

E523144 3D flowers



Fröbel mosaic magnetic

Develop colour and shape perception abilities. The magnetic design allows shapes to neatly stick to the assignment cards. The assignment cards have an increase in difficulty.

Contents:

- 9 plastic assignment cards (magnetic and printed on both sides)
- blank plastic card (magnetic)
- mosaic pieces (coloured on both sides)
- wooden box (23 x 17.5 x 4.5 cm)

1170000 Fröbel mosaic magnetic

Stick the shape ▶

Combine colour and shape and grab the right card as quickly as possible with the suction cup. Develop precision and speed.

Contents:

- wooden die with shapes
- wooden die with colours
- 6 rubber sticks with suction cup
- 72 plastic cards
- wooden box (22.5 x 11 x 6 cm)

900000006 Stick the shape



Forms row

Do you see a triangular shape in a tent, roof and party hat? Recognise geometrical shapes in everyday objects and develop visual analysis. Form rows of picture cards with the same geometric shape.

Contents:

- 36 plastic image cards
- wooden frame (40 x 40 cm)

E522908 Forms row



Search the shape ▶

Do you see the shape of the digit 2 in the swan's neck? Recognise numbers and geometrical shapes in pictures and combine 2 cards with shapes that match. In this way, visual analysis is developed. Sort image cards to the assignment strips. The assignments have an increase in degree of difficulty. Self-checking.

Contents:

- 8 assignment strips
- 32 plastic cards
- wooden box (34 x 20 x 6 cm)

E522909 Search the shape



Mathematical play (3–6 years)

Geometry

Colour and shape

Sorting and serializing

Spatial orientation

Sorting and serializing

Sorting and serializing is all about the set theory. The main goal for children is to recognise and to arrange objects in a certain order based on one or more characteristics. Sorting blocks by colour or putting blocks in an order from small to large are activities that stimulate sorting and serializing.

Sort-build-count ▶

Create your own constructions and patterns. Use the blocks to experiment with various colours and sizes. Position the blocks in the frame to develop spatial reasoning and fine motor skills.

Contents:

- 25 wooden blocks in 5 lengths and colours
- wooden frame with plastic sections (23 x 23 x 4.5 cm)

3005200 Sort-build-count



◀ Which is wrong?

Name and describe items that belong together and select 1 item that does not. There are 4 items on the assignment card, place the red x on the wrong item. The reverse side of the assignment card has a key to check play.

Contents:

- 24 plastic assignment cards
- 24 transparent plastic cards with red x
- wooden box (34 x 20 x 6 cm)

E522865 Which is wrong?



Bear game ▶

Match the colourful bears with the assignment cards at three levels of difficulty. Children align the bears to the pictures and also tell the series. Learn to name colours, count, compare sizes and make a series.

Contents:

- 16 plastic assignment cards
- plastic bears in 4 sizes and colours
- wooden box (34 x 20 x 6 cm)

E522907 Bear game



Lacing sea animals ▶

Throw 2 colour dice and lace a sea animal with the 2 corresponding colours. Or place a series of cards on the table and lace the same sea animals. Develop visual discrimination and fine motor skills.

Contents:

- 32 wooden lacing figures
- 32 cards with sea animals
- 4 blue cotton laces
- 2 colour dice
- wooden box (22.5 x 11 x 6 cm)

E523387 Lacing sea animals



◀ Beads pattern game

Create beads patterns as shown on the assignment cards by stringing beads on a lace or holder. Get familiar with working in horizontal as well as vertical planes. Improve hand-eye coordination, spatial reasoning and fine motor skills. The assignment cards have an increase in degree of difficulty.

Contents:

- 16 plastic assignment cards with 32 assignments
- 4 cotton laces
- 4 wooden stands
- 180 plastic beads in 6 shapes and 5 colours
- wooden box (33.5 x 32 x 6 cm)

3905030 Beads pattern game

Maxi stringing beads ▶

Learn about shapes, colours, order and patterns. Follow the patterns as shown on the assignment cards to fill a stand or the plastic thread. The black and white patterns allow children to use their own colours.

Contents:

- 2 wooden stands
- 12 plastic assignment cards (24 assignments)
- 5 metre plastic thread
- 130 plastic beads in 6 shapes and 5 colours
- wooden box (34 x 20 x 7.5 cm)

E522112 Maxi stringing beads

E522115 Maxi stringing beads - card stand

E522188 Maxi stringing beads - extra beads (180)



Repeat the bead ▶

Children learn to make series based on shape and colour. The magnetic assignment card shows the first part of a necklace. Children finish the necklace by continuing the given sequence which stimulates mathematical skills, fine motor skills, and hand-eye coordination.

Contents:

- 120 plastic beads in 2 shapes and 3 colours
- 4 wooden cards with laces
- 16 magnetic assignment cards
- wooden box

E523277 Repeat the bead



◀ Panorama

Children classify card images into categories. Cues from the matrix card's horizontal and vertical axes show a pattern. Children distinguish the logical progression of images with classifications such as, nearest, near, far and further; lowest, low, high and highest. A variety of descriptions may apply to each, so the children can extend their vocabulary with team work.

Contents:

- 6 plastic matrix cards
- 96 plastic image cards
- wooden box (34 x 34 x 7 cm)

E522033 Panorama



Diagram environment ▲

Children can sort various types of waste in the right category, such as glass, vegetable-fruit-garden, paper, textile and chemical waste. They learn in a playful way at which category the waste types belong. On the back of the picture card with waste types is the recycle logo.

Contents:

- 25 plastic image cards
- wooden frame (34 x 34 cm)

E523343 Diagram environment

Diagram food ▲

Children can sort food and drinks in the correct product category, such as vegetable-fruit, meat-fish, dairy products, drinking, carbohydrates and fats. They learn in a playful way at which category the food and drinks belong.

Contents:

- 36 plastic image cards
- wooden frame (40 x 40 cm)

E523344 Diagram food

Sorting shapes ▲

Match 2 cards to create geometric shapes. One game has block colours and the other has complex borders. Children find the two matching halves to align tiles into coordinating rows and columns. Both games encourage hand-eye coordination as well as spatial reasoning skills.

Contents:

- 30 plastic image cards
- wooden frame (34 x 34 cm)

E522416 Sorting shapes

E522417 Sorting shapes and colours

Sorting lotto - animals and their food ▶

Sort and combine cards with animals and their food, fur, young and home. Increase vocabulary and knowledge about animals.

Contents:

- 2 x 9 plastic image cards
- wooden frame (34 x 34 cm)

E523074 Sorting lotto - animals and their food

E523075 Sorting lotto - animals and their fur

E523076 Sorting lotto - animals and their babies

E523077 Sorting lotto - animals and their home



E523074



E523075



E523076



E523077

Sorting lotto outside

Examine and sort image cards and place them in the right situation. Discover characteristics of situations and of the world around you. The inlay board shows 2 situations.

Contents:

- 2 plastic theme cards
- 16 plastic image cards
- wooden inlay board (40 x 28 cm)

E522920 Sorting lotto outside
- road/pavement

E522921 Sorting lotto outside
- water/air

E522920



E522921



Sorting lotto

Inlay board where the child has to find the picture card corresponding to the theme. There are 16 picture cards to be sorted. The child is introduced to 2 situations.

Contents:

- 2 plastic theme cards
- 16 plastic picture cards
- wooden inlay board (40 x 28 cm)

E522109 Sorting lotto
pets and sea animals

E522110 Sorting lotto wood
- and farm land animals

E522109



E522110



Sorting lotto seasons

Sort image cards and match them to one of the seasons. Learn characteristics of seasons and develop a sense of time.

Contents:

- 2 plastic theme cards
- 16 plastic image cards
- wooden frame (40 x 28 cm)

E522815 Sorting lotto seasons
- spring/summer

E522816 Sorting lotto seasons
- autumn/winter

E522815



E522816



Spider sorting puzzles ▶

Look at the images the spider shows. The spider gives 4 assignments. Place image cards with matching characteristics in the right place into the inlay frame.

Contents:

- 17 wooden puzzle pieces
- wooden frame (40 x 40 cm)

E523365 Spider sorting puzzle - quantities

E523366 Spider sorting puzzle - colours

E523367 Spider sorting puzzle - shapes

E523368 Spider sorting puzzle - the four seasons



Find the row ▼

Find the row helps children learn to organize and classify categories for images. Children describe and compare an assignment strip and the three small cards that belong with it as full-empty, wide-narrow, and high-low, etc. This game inspires the use of descriptive words which helps increase children's vocabulary. Self-checking.

Contents:


- 10 plastic assignment cards
- 30 plastic image cards
- wooden box

E523121 Find the row



E523365

E523366



E523367

E523368

◀ Where does it belong?

Develop visual perception and mathematical thinking. Assignment cards relate to the image cards visually and numerically. Students are challenged to find the correct matches. When correct, both cards turned over together will reveal a small circle. The assignment cards have an increase in degree of difficulty.

Contents:

- 18 plastic assignment cards
- 18 plastic image cards
- wooden box (34 x 20 x 6 cm)

E523120 Where does it belong?



Bear sorting game ▶

Place the assignment card into the holder. Place the bears with the same colour and size in front of the assignment card by using tweezers.

Contents:

- 16 plastic cards
- 64 plastic bears
- 2 wooden tweezers
- 2 wooden stands
- wooden box (32 x 18 x 6 cm)

E523381 Bear sorting game



◀ Matrix 3D shapes

Which blocks are blue and feature 3 layers? Fill the matrix and turn the card with the paint blob for self-check. Stimulate visual discrimination skills and sorting based on shape, colour and number of layers. The assignment cards increase in degree of difficulty and feature self-check.

Contents:

- 27 wooden blocks in 3 colours
- 16 assignment cards
- 8 cards for self-check
- wooden box with partitions (34 x 34 x 3 cm)

3050630 Matrix 3D shapes

Dresscode ▶

Assignment cards and coded clue cards suggest a match from the accompanying clothing set cards. Children interpret clues from the thought bubble in order to cross-match a clothing choice. Based on colours, numbers and objects, this game encourages abstract and critical thinking. The assignment cards have an increase in degree of difficulty. Self-checking.

Contents:

- 3 plastic cards
- 18 plastic assignment cards
- 19 plastic image cards
- wooden box (35 x 18 x 5 cm)

300200 Dresscode



◀ Magnetic? Yes or no

Explore the principles of magnetism by putting the magnet on the board. Do the objects cling to the magnet? Predict the outcome by putting a green pin if you think an object will cling to the magnet and a red pin if you think it will not. The box can be filled with a wide array of your own materials.

Contents:

- wooden board (30.5 x 20.5 x 4 cm) with a sliding lid and attached magnet

E523275 Magnetic? Yes or no

Mathematical play (3–6 years)

Geometry

Colour and shape

Sorting and serializing

Spatial orientation

Spatial orientation

Spatial orientation is all about a sense of direction, visualization, and reading maps. The main goal for children is to develop an insight into the surrounding environment with the use of concepts such as location, order, and direction. Imitating each other's posture, building, mirroring, and reproducing are activities that stimulate spatial orientation.

Figurogram ▶


Promote abstract thinking and creativity with this fascinating activity. Create the geometric image by following assignment cards. For a challenging game, recreate one quarter of an image which is completed when reflected in the mirrors. Shape, pattern and spatial relationships take a new perspective. The assignment cards have an increase in degree of difficulty.

Contents:

- 48 plastic shapes
- 18 plastic assignment cards
- plastic safety mirror
- wooden box (35 x 19 x 8 cm)

E522231 Figurogram

E522232 Figurogram extra shapes (48)



◀ Search and find - shadow and contour

Fun variation on the memory match game concept. Insert one assignment card into the game box upper shelf and try to find the related pairs by lifting the green discs. Children combine objects with shadows and contours. Durable and versatile, this boxed set keeps all the items in place.

Contents:

- 8 assignment boards
- 12 wooden green discs
- wooden game board / storage box (32 x 32 x 6 cm)

E523311 Search and find - shadow and contour



Shadow game ▶

Name and describe items that belong together and select 1 item that does not. There are 4 items on the assignment cards, place an x on the wrong item. Turn the assignment card on its reverse side in order to check your answer.

Contents:

- 4 assignment boards
- 32 plastic image cards
- wooden box (34 x 20 x 6 cm)

E522864 Shadow game



Find the right posture ▶

Are you able to imitate little Ed's posture? Mimic the postures on the assignment cards, with or without the ball. Develop spatial awareness and knowledge about the body. Play a memory card game by trying to find two cards with matching poses and stimulate your memory.

Contents:

- 32 plastic cards
- wooden box (24 x 12.5 x 7 cm)

E523188 Find the right posture



◀ Direction game

Assignment cards have 8 similar squares with objects going in one direction or another. Find the image cards that are coded to go along with one of the assignment cards. Place the image card next to a matching object with the same direction. When correct, cards turned over reveal a large image.

Contents:

- 8 plastic assignment cards
- 64 plastic image cards
- wooden box (34 x 20 x 6 cm)

E523054 Direction game



What do you see? ▶

Build situations as shown on the assignment cards. Distinguish figures from backgrounds and pick out key points. Learn to convert a 2D picture into a 3D situation. Improve hand-eye coordination, spatial reasoning and fine motor skills. The assignment cards have an increase in degree of difficulty.

Contents:

- 24 plastic assignment cards
- 27 wooden figures
- 2 wooden stands
- wooden box (22 x 22 x 6.5 cm)

3003140 What do you see?



◀ Team building

Build elven houses as shown on assignment cards. Create all houses, add some trees, make an elven city and play with the elves. Develop spatial reasoning skills, creativity, fine motor skills and shape and colour recognition. Play and work together to promote team working skills. The assignment cards have an increase in degree of difficulty.

Contents:

- 18 plastic assignment cards
- 6 plastic playing fields
- 96 wooden blocks in 4 shapes and 2 colours
- wooden box (35 x 18 x 5 cm)

300300 Team building



Building spatial ▶

Build structures as shown on assignment cards or build a part and position the mirror so the whole structure is visible.

Improve hand-eye coordination, spatial reasoning and fine motor skills. Learn to convert a 2D image into a 3D structure.

The assignment cards have an increase in degree of difficulty.

Contents:

- 24 plastic assignment cards
- 40 wooden blocks in 2 colours
- plastic safety mirror
- wooden box (35 x 19 x 8 cm)

E522234 Building spatial

E522235 Additional set of construction blocks (40)

E522236 Additional plastic safety mirror



◀ Verti-blocs set A

Build structures as shown on the assignment cards or use your imagination. Learn to convert a 2D image into a 3D structure. Improve hand-eye coordination, spatial reasoning and fine motor skills. The assignment cards have an increase in degree of difficulty.

Contents:

- 180 wooden blocks in 4 colours
- 21 plastic assignment cards
- 4 wooden holders
- wooden box (41 x 28 x 6.5 cm)

1365001 Verti-blocs set A

Verti-blocs set B

1365002 Verti-blocs set B



◀ Verti-blocs blocks

Extra blocks for Verti-blocs set A and B. In this way, more children can work with the assignment cards at the same time. The blocks can also be used to visualise arithmetic operations and to develop insight into quantities and number structure.

Contents:

- 100 wooden blocks in 4 colours
- wooden box (27.5 x 16 x 6.5 cm)

1366000 Verti-blocs blocks

Verti-fix ▶

Connect cubes to create a clock, mill or other structure as shown on the assignment cards or use your imagination. Learn to convert a 2D picture into a 3D structure. Improve hand-eye coordination, spatial reasoning and fine motor skills. The assignment cards have an increase in degree of difficulty.

Contents:

- 150 plastic cubes in 5 colours
- 24 plastic assignment cards
- 2 wooden stands
- wooden box (46 x 33.5 x 5.5 cm)

1372000 Verti-fix



◀ Verti-fix snap cubes

Extra snap-cubes for Verti-fix. In this way, more children can work with the assignment cards at the same time. The cubes can also be used to visualise arithmetic operations and to develop insight into quantities, number structure and fractions.

Contents:

- 100 plastic snap-cubes in 5 colours
- wooden box (27.5 x 16 x 6.5 cm)

1372001 Verti-fix snap cubes



Verti-fix Animals ▶

Create animals as shown on inspiration cards or use your imagination. The cards contain animals living on land or in the water. Play together and inspire each other. Improve hand-eye coordination, spatial reasoning and fine motor skills.

Contents:

- 215 plastic blocks
- 16 plastic inspiration cards
- 2 wooden stands
- wooden box (46 x 33.5 x 5.5 cm)

E523323 Verti-fix Animals



◀ Mini-Midi-Maxi

Explore the differences between smallest, small, larger and largest. The concepts are encountered during play.

Contents:

- 4 wooden stands
- 36 wooden figures
- 24 assignment strips
- 8 assignment cards
- 9 matrix cards
- 4 game boards
- wooden box (32 x 23 x 6.4 cm)

305000 Mini-Midi-Maxi

Perspectivo ▶

Copy scenes in perspective and communicate about what you see. Stimulate spatial orientation and vocabulary.

Contents:

- 12 plastic assignment cards
- 20 wooden figures
- 2 wooden holders
- wooden box (22.5 x 11 x 6 cm)

E523361 Perspectivo



Vista ▶

What do the animals see? First take an assignment card and reconstruct the building on the game board. Now there are two options for play. Look carefully and where necessary turn the board, then place the animals in the right place. Or: first place the animals in the indicated location. From all sides look at what they see and construct the building. Develop fine motor skills, visual memory and spatial insight.

Contents:

- plastic game board
- 4 wooden animal figures
- 16 wooden blocks
- 24 assignment cards
- wooden box (30 x 21 x 6 cm)

900000010 Vista



◀ EduCody

Learn to code with the hands-on coding robot EduCody. The different EduCody blocks make coding touchable. Put the right blocks in a row and the command tower tells the little robot where to go. Develop problem-solving skills and learn about STEAM.

Contents:

- wooden game board, divided in 4 puzzle pieces
- 6 plastic assignments cards, printed on both sides
- coding robot
- command tower
- plastic coding blocks
- plastic dividers

900000012 EduCody



◀ Place the animals

Where do the insects belong? Take an assignment card and its corresponding chips. Put the illustrated insects in their place. By reasoning you will find out where every animal belongs. Learn reasoning step by step by combining and deducing. With self-check.

Contents:

- 2 game boards
- 18 chips
- 18 assignment cards printed on both sides
- wooden box

900000011 Place the animals

Wooden dominoes set ▶

Build a dominoes track and use objects as stairs, bells, a marble track or a mill to make it even more challenging.

Contents:

- 500 dominoes
- 4 stairs
- 3 revolving doors
- mill
- marble track
- 10 building blocks
- 2 buffers
- 2 bells
- wooden box (38 x 32 x 7 cm)

E523127 Wooden dominoes set



Building bricks Twin blocs ▶

Extra large building bricks. Appropriate for the youngest toddlers and children with special needs. Because of its eight-angular form many 3D buildings can be created. The set contains 48 flexible plastic building bricks in 6 different colours. Dimensions building bricks: 15 x 6 x 6 cm.

E522122 Building bricks Twin blocs



Wooden building blocks blank ▶

100 wooden building blocks in different shapes.

Contents:

- cotton bag.
- basic size: 3 x 3 x 3 cm.

E522480 Wooden building blocks blank

◀ Castle building bricks

290 bright coloured building bricks to build a large castle. The plastic blocks have different shapes in 3 colours and are packed in a plastic bag. Bag dimensions: 240 x 20 x 150 cm. Basic size: 40 x 20 x 4.5 cm.

E523111 Castle building bricks



◀ Large wooden building blocks

Comprehensive set of large play blocks in solid beech.

Contents:

- 3 stackable wooden boxes (64.5 x 34.5 x 11.5 cm)
- 156 blocks that comprise 36 cubes
- 36 building blocks
- 24 diagonally cut halve cubes
- 12 poles
- 24 cubes cut in four
- 24 tiles

236600 Large wooden building blocks



Geometry

Jegro pertains to shapes and their properties. The main goal is for the child to gain spatial insight, to sort and serialize, and to learn about colours and shapes. Building 3D constructs, experiencing symmetry and mirroring objects are activities that increase geometric understanding.

Scope

Create colourful patterns as shown on the assignment cards or create patterns yourself. Develop spatial reasoning and fine motor skills, creativity and early math skills.

Scope set junior ▶

Contents:

- plastic bucket with lid (19.5 x 13.5 cm)
- 9 small white plastic scales (11 cm Ø)
- 180 trapezoids in yellow, dark blue and red
- 4 inspiration booklets

3802098 Scope set junior



◀ Scope school set colour

Contents:

- cardboard box (30.5 x 21.5 x 15 cm)
- 4 large white plastic scales (22 cm Ø)
- 400 trapezoids in the colours white, light blue, green, yellow, black, violet, dark blue and red
- 4 inspiration booklets

3802060 Scope school set colour

Scope school set colour extra ▶

Contents:

- cardboard box (30.5 x 21.5 x 25 cm)
- 10 large white scales (22 cm Ø)
- 1000 trapezoids in the colours reddish brown, white, light blue, green, yellow, black, violet, dark blue, red, orange
- 10 inspiration booklets

3802062 Scope school set colour extra



◀ Scope school set transparent

Contents:

- cardboard box (30.5 x 21.5 x 15 cm)
- 6 large transparent scales (22 cm Ø)
- 600 trapezoids in the colours red, clear, blue, yellow, green and violet
- 6 inspiration booklets

3802063 Scope school set transparent

Scope school set mix ▶

Contents:

- cardboard box (30.5 x 21.5 x 15 cm)
- 2 large scales: white and transparent (22 cm Ø)
- 2 small scales: white and transparent (11 cm Ø)
- 855 shapes: 400 trapezoids, 325 small triangles and 130 large triangles in 10 transparent and 10 full colours
- 4 inspiration booklets

3802068 Scope school set mix

3802011 Large white plastic scale for Scope (22 cm Ø)

3802012 Large transparent plastic scale for Scope (22 cm Ø).

3802110 10 small white plastic scales (11 cm Ø) for Scope.



Lokon

Durable construction material to build 2D and 3D structures.
Develop understanding of spatial concepts and fine motor skills.

Lokon 156 pieces in polybag

Contents:

- 156 pieces Lokon of durable plastic:
 - 3 different shapes: triangle, square and pentagonal
 - 6 colours: red, blue, yellow, green, black and white
- 2 plastic instruments for opening and closing the models

3088000 Lokon 156 pieces in polybag



Lokon 156 pieces in cardboard box

Contents:

- cardboard box (26 x 17 x 7.5 cm)
- 156 pieces Lokon of durable plastic:
 - 3 different shapes: triangle, square and pentagonal
 - 6 colours: red, blue, yellow, green, black and white
- 2 plastic instruments for opening and closing the models
- inspiration booklet

3088101 Lokon 156 pieces in cardboard box



Lokon 624 pieces

Contents:

- blue plastic tray with transparent lid 624 pieces Lokon of durable plastic:
 - 3 different shapes: triangle, square and pentagonal
 - 6 colours: red, blue, yellow, green, black and white
- 8 instruments for opening and closing the models

3088119 Lokon 624 pieces



Lokon 156 pieces

Contents:

- transparent plastic box with transparent lid (24.5 x 17.5 x 8 cm)
- 156 pieces Lokon of durable plastic:
 - 3 different shapes: triangle, square and pentagonal
 - 6 colours: red, blue, yellow, green, black and white
- 2 plastic instruments for opening and closing the models


3088100 Lokon 156 pieces

Lokon 312 pieces

Contents:

- 312 pieces Lokon of durable plastic:
 - 3 different shapes: triangle, square and pentagonal
 - 6 colours: red, blue, yellow, green, black and white

3088102 Lokon 312 pieces





◀ Lokon 468 pieces

Contents:

- cardboard box (30 x 22.5 x 16 cm)
- 468 pieces Lokon of durable plastic:
 - 3 different shapes: triangle, square and pentagonal
 - 6 colours: red, blue, yellow, green, black and white

3088103 Lokon 468 pieces



Lokon discovery ▶

Assignment cards for Lokon. The set contains 15 assignment cards with 2D and simple 3D models. The assignment cards have an increase in difficulty.

Contents:

- cardboard folder (31.5 x 23 x 0.4 cm)
- 16 paper A4-sheets

3088200 Lokon discovery



Lokon excellent ▶

Assignment cards for Lokon. This set contains 14 assignment cards with 3D models with reduced picture size. The assignment cards have an increase in degree of difficulty.

Contents:

- cardboard folder (31.5 x 23 x 0.4 cm)
- 16 paper A4-sheets

3088215 Lokon excellent


◀ Lokon scenery

Assignment cards for Lokon. The set contains 15 assignment cards with 3D models with reduced picture size. The assignment cards have an increase in difficulty.

Contents:

- cardboard folder (31.5 x 23 x 0.4 cm)
- 16 paper A4-sheets

3088205 Lokon scenery



Line puzzle ▶

Recognise shapes and patterns, develop spatial reasoning skills and learn about the part-whole relationship. Use the jigsaw pieces to create the figures as shown on the assignment card. The assignment cards have an increasing degree of difficulty.

Contents:

- wooden box with transparent lid (18.5 x 18.5 x 3.5 cm)
- 12 plastic assignment cards with 22 assignments and 2 grids
- 12 plastic jigsaw pieces

3005470 Line puzzle



Triangle game ▶

Stimulate logical thinking and develop spatial reasoning skills. Use the triangles to make the assignment. The exercises have an increasing degree of difficulty.

Contents:

- wooden box with transparent lid (18.5 x 18.5 x 3.5 cm)
- 12 plastic assignment cards
- 8 plastic triangles

3005461 Triangle game



◀ Circo

Develop spatial reasoning skills and learn about the part-whole relationship. Choose a large, medium or small assignment card. The cards contain red and white quarter circles, try to discover them and create the figures as shown on the assignment card. The assignment cards have an increasing degree of difficulty.

Contents:

- wooden box with transparent lid (18.5 x 18.5 x 3.5 cm)
- plastic card with grid
- 14 plastic assignment cards printed on both sides
- 32 plastic playing cards with quarter circles

3005465 Circo



◀ Mirrorworld

Challenging materials to experience mirror images. The exercises allow pupils to discover the various possibilities and characteristics of the mirror book. The attractive materials stimulate to experiment, to draw your own shapes and to create your own mirror images.

Contents:

- wooden box (33 x 29 x 4 cm)
- 2 wooden mirror books
- 12 plastic assignment cards
- 2 plastic cards with angles
- 4 plastic worksheets for copying
- 10 coloured wooden geometrical shapes
- 10 coloured wooden figures
- 4 yellow and 4 blue plastic strips
- 8 yellow wooden blocks

3003170 Mirrorworld

Mirrors ▶



Use the mirrors in arithmetic lessons for mirroring or symmetry. They are also a practical aid for drawing a self-portrait or a lesson on dental care.

Contents:

- polybag
- 10 plastic mirrors

1119012 Mirrors 17 x 12 cm

1119014 Mirrors 8.5 x 12 cm



◀ Block in sight

Build, with assignment cards in perspective or with views, a structure. Check from 3 points of view. Learn about perspective, viewpoints, relations and develop spatial reasoning skills. Play individually or in pairs.

Contents:

- wooden box with transparent lid (11.5 x 10.5 x 7 cm)
- 12 wooden blocks in 2 sizes
- 12 plastic assignment cards with 23 assignments

3003145 Block in sight

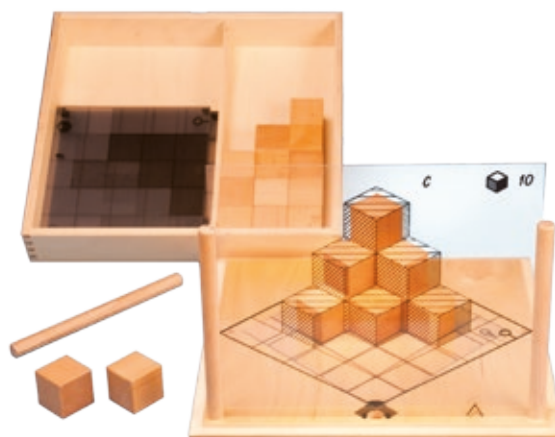
3-Dimensions ▶

Use the blocks to build the different views or projections as shown on the assignment cards. Use 3 assignment cards with views: 2 side views and a view from above or use an assignment card with a projection.

Contents:

- wooden box (32 x 29.5 x 6 cm)
- wooden lid as playing board
- 3 wooden pillars
- 24 wooden blocks
- 32 transparent plastic assignment cards
- 2 plastic drawing sheets (A-4)

3003150 3-Dimensions



◀ Mirror drawing

Discover symmetry and improve spatial orientation. Look in the mirror to see what the figure looks like and complete the drawing on the plastic card. Clean with a damp cloth and start again.

Contents:

- wooden box (27 x 19 x 3 cm)
- 6 plastic cards with 11 assignments
- 2 mirrors (17 x 12 cm)

3003165 Mirror drawing



Thinkstep red ▶

Which blocks are red and round? Learn to categorise blocks based on shape, height and colour. The puzzles are divided into 3 series with an increasing degree of difficulty and feature self-check.

Contents:

- cotton bag (20 x 16 x 8 cm)
- plastic booklet with 36 puzzles
- 27 wooden blocks in 3 colours
- 36 laminated cards

3050640 Thinkstep red



Thinkstep yellow ◀

Which blocks fit in the Venn diagram? Make circles with the laces and place blocks based on shape, height and colour. The puzzles are divided into 3 series with an increasing degree of difficulty and feature self-check.

Contents:

- cotton bag (20 x 16 x 8 cm)
- plastic booklet with 36 puzzles
- 27 wooden blocks in 3 colours
- 3 red cotton laces

3050641 Thinkstep yellow

Electricity set ▶

Create various electric circuits and increase insight into electricity. All parts are designed to connect quick, easy and wireless.

Contents:

- cardboard box
- 90 elements
- 33 assignment cards

E577028 Electricity set





Language play / Language

Encourage children to become storytellers and capable readers

Enlarge your world by understanding words and use them to communicate.



Language play (3–6 years)

Words

Vocabulary

Vocabulary

Vocabulary is all about the pronunciation and meaning of words. The main goal for children is to understand the meaning of words and to use them in a correct way in a conversation. Listening to stories and looking at and talking about images are examples of activities that stimulate a child's vocabulary.

Story theatre ▶

This charming table top theatre is ideal for bringing stories and lessons to life. The arch acts like a picture frame which draws in the focused attention of children. This creative teaching tool is excellent for use with hand and finger puppets as well as sketches and pictures.

Contents:

- wooden table top theatre (47 x 37 x 9 cm)
- whiteboard

E522182 Story theatre



Story sheets ▲

Encourage interactions between children and help them to expand their vocabularies. Insert the boards into the Puppet - Story theatre (522182). Themes revolve around: seasons, daily life situations and recreational trips.

Contents:

- 6 plastic story boards, printed on both sides (12 stories)

E522224 Story sheets





Vocabulary Bingo ▶

Turn the image cards over one by one. When you see an image that is on your Bingo card, you place a counter. Who is the first player to fill a Bingo card? Stimulate visual discrimination and social skills.

Contents:

- 8 Bingo cards
- 48 image cards
- 60 counters (red/yellow)
- wooden box (28 x 17 x 5 cm)

E523360 Vocabulary Bingo



◀ House project

These 6 lovely room scenes each have 10 related images of commonly found objects. Match the items that relate to the room in the home. This game encourages children to clarify unknown words and think about the organisation of home life.

Contents:

- 6 wooden theme cards
- 60 wooden image cards
- wooden box (34 x 20 x 6 cm)

E522028 House project

Occupation project ▶

These 6 detailed job scenes each have 10 related images of tools from a trade. Match the items that relate to the different work environments. This game encourages children to clarify unknown words and think about different job responsibilities.

Contents:

- 6 wooden theme cards
- 60 wooden image cards
- wooden box (34 x 20 x 6 cm)

E522325 Occupation project



Comprehension lotto ▶

Position image cards. Develop visual discrimination based on shapes, colour, size and position.

Contents:

- wooden frame (34 x 34 cm)
- 16 plastic image cards



E522286 Comprehension lotto
- what happens first



E522287 Comprehension lotto
- complete the animals



E522288 Comprehension lotto
- match the postures



E522290 Comprehension lotto
- association



E522291 Comprehension lotto
- colour



E522293 Comprehension lotto
- increasing animals



◀ Animal memo

Play animal-memory. Who collects the most sets of image cards with animals? Increases vocabulary and spatial insight.

Contents:

- 48 plastic image cards
- wooden box (34 x 20 x 6 cm)

E522049 Animal memo

Oppositions ▶

Play together and share a variety of synonyms and antonyms. Scramble cards and arrange like a memory board or stack in a deck. Players collect pairs of cards which are opposites of each other. Play continues until only the red card is left.

Contents:

- 24 plastic image cards
- red plastic card
- wooden box (20.5 x 13.5 x 5 cm)
- game card holders available separately (E522763).

E522326 Oppositions



Combi ▶

Find 2 cards that match, for example a vase and flowers. Interpret images and increase vocabulary.

Contents:

- 32 plastic image cards
- wooden box (24 x 12 x 6 cm)

E522129 Combi



◀ Trio

Encourage the developing vocabulary in children with the 16 themed sets of Trio. Children sort the image cards into related sets of 3 while naming each image. Children may share a variety of words for the same image.

Contents:

- 48 plastic image cards
- wooden box (33 x 12 x 6 cm)

E522030 Trio

Halves dominoes ▶

Large and colourful domino set suitable for young children learning to take turns. The players work from left to right, starting at the kite, to match up the images. This game teaches children to take turns and pay attention to details.

Contents:

- 56 wooden pieces
- wooden box (39.5 x 15.5 x 7 cm)

E522875 Halves dominoes



◀ Game card holder red

This red plastic game card holder is suitable for all our card-based games. Connect holders to play with more cards. Dimensions: 28 x 4 x 3.5 cm.

E522763 Game card holder red



Language play (3–6 years)

Speech

Communication

Communication

Communication is all about revealing your thoughts and feelings through expression (e.g. looks, action and words). The main goal for children is to exchange information with others in a meaningful way. Naming emotions, discussing with each other, and waiting for your turn are activities that stimulate communication.

Storytelling ▶

Create stories, tell or write about experiences and feelings. The images of the cards can be interpreted in various ways which makes them easy to use for multiple storylines.

Contents:

- 24 plastic cards
- cardboard box (10 x 10 x 10 cm)

1250000 Storytelling



◀ Story dice

Roll dice to prompt ideas for plots, characters and settings or to kick-start a storyline. Use for both written and oral storytelling. Dice feature characters, locations, situations and weather conditions. Improve language skills and logical thinking.

Contents:

- 4 plastic dice (5 x 5 x 5 cm)
- blue plastic box with transparent lid

1251000 Story dice



Floor dominoes traffic ▶

Road safety involves looking at signs and understanding symbols. While children connect the Floor dominoes they can see a variety of situations that involve traffic signs. They learn to see which signs match certain traffic situations.

Contents:

- 17 wooden tiles (18 x 9 cm)
- wooden box (31.5 x 22.5 x 6 cm)

E523079 Floor dominoes traffic



Lace together ▶

Play on opposite sides of the upright frame board. Pass the laces to one another through the holes in the board. Cooperate to follow assignment card images or create own designs. This game fosters communication, creativity and teamwork. Frame has to be ordered separately (E523246).

Contents:

- plastic board
- 8 coloured laces in 4 colours
- 16 assignment cards
- wooden box

E523236 Lace together



Bolt together ▶

Play on opposite sides of the upright frame board. Follow an assignment card and cooperate to assemble the shapes. This game fosters communication, creativity and teamwork. Frame has to be ordered separately (E523246).

Contents:

- plastic board 12 assignment cards
- 64 nuts and bolts in 4 colours
- wooden box

E523245 Bolt together

Talk together ▶

Play on opposite sides of the upright frame board. The board is illustrated the same way on both sides. Each child gets 4 magnets in 4 different colours. The children give one another verbal instructions such as, Let's put the red magnet on the red butterfly. The magnets will only stick to the board when both children cooperate to do the same thing. This game fosters communication, creativity and teamwork. Frame has to be ordered separately (E523246).

Contents:

- 2 plastic talking boards, printed on both sides
- 16 plastic assignment cards
- 8 magnets in 4 colours
- wooden box

E523235 Talk together



Wooden frame stand ▶

Wooden frame stand (30 x 40 cm) for Lace together (E523236), Bolt together (E523245) and Talk together (E523235).

E523246 Wooden frame stand



Build together ▶

Cooperate and build structures following assignment card images or create own designs. Give one another verbal instructions such as, Put the red block on the green one. Stimulate communication, teamwork and creativity. The separation wall has to be ordered separately (E523210).

Contents:

- 12 plastic assignment cards
- 16 wooden blocks in 4 different colours
- 2 wooden goblins
- 2 wooden trees
- wooden box

E523292 Build together



◀ Dividing wall

Use the dividing wall to help you focus or simply to learn working together. For example, both children on each side of the wall play with equal sets of blocks and give each other verbal clues in order to create similar structures. Remove the wall and see if both of you have been successful.

Contents:

- wooden dividing wall

E523210 Dividing wall

Do Zoo ▼

Two children play on opposite sides of the upright board. Choose an assignment card and give verbal instructions such as: The boy is behind the bench near the pond.

Contents:

- 2 cards with a map on one side and a matrix on the other side
- card with a zoo
- 16 assignment cards with 32 assignments
- wooden holder
- 50 wooden figures
- wooden box (39 x 27 x 3 cm)

3003141 Do Zoo



Sliding stories ▶

Place the theme board in the wooden stand and create a story with the wooden figures. Talk about what happens.

Contents:

- 2 theme boards
- 2 wooden stands
- 32 wooden figures
- wooden box (30 x 21 x 6 cm)

E523382 Sliding stories



Listen to this ▶

Listen to this is a communication game which covers various topics such as: scenarios, spatial concepts, colour, number and size. Two players sit opposite one another and work together to accomplish the assignment. One child gives verbal instructions and clues while the other child listens and responds. Enhances vocabulary and cooperation skills.

Contents:

- 6 base cards
- 36 assignment cards
- 32 colour cards
- wooden box with lid (45 x 22 x 8 cm)

E523122 Listen to this



Picto

Where does the 'smoking prohibited' pictogram belong? Find and place the corresponding image cards to the assignment cards. Turn the cards for self-check. Develop visual discrimination and learn the meaning of various pictograms regarding traffic, safety, sports and travel.

Contents:

- 6 plastic assignment cards
- 48 plastic image cards
- wooden box (34 x 20 x 7 cm)

E523193 Picto



Spider sorting puzzle - emotions

Look at the emotions the spider shows. Place image cards that show the same emotions in the right place into the inlay frame.

Contents:

- 17 puzzle pieces
- wooden frame (40 x 40 cm)

900000003 Spider sorting puzzle - emotions

Emotion game ▶

Recognise various emotions on the faces of others. The game boards show 4 different facial expressions. Children throw the die by turns. The die has a side for each emotional face, a red side for skipped turns and green side for extra turns. The first player to collect all 4 image cards with expressions wins.

Contents:

- 6 game boards
- 48 image cards
- emotion die
- wooden box (34 x 20 x 6 cm)

E523364 Emotion game



◀ Me and my emotions

Choose an assignment strip and look carefully at the situations. What emotions do you see? Slide a matching face underneath each situation and flip the strip for self-checking. Learn to recognise and understand various emotions and improve language skills. Contains the 4 basic emotions: happy, angry, sad, scared.

Contents:

- 8 assignment strips
- 32 small cards with faces
- wooden box (45 x 22 x 8 cm)

E523334 Me and my emotions

Emo die ▼

What emotion does the die show? Express with your body or talk about when you have this emotion. Learn to recognise and distinguish emotions and develop social skills. The die is made from soft plastic, which makes it safe to handle and roll quietly. Easy to clean so suitable for indoor as well as outdoor use.

Contents:

- large soft plastic die with images showing emotions (10 cm)

3011550 Emo die



Language play (3–6 years)

Discrimination

Auditive discrimination

Visual discrimination

Tactile discrimination

Auditive discrimination

Auditive discrimination is all about hearing differences with your ears. The main goal is to hear the differences and similarities between two sounds. Hearing with which letter a word starts and distinguishing two different sounds are activities which stimulate auditory discrimination.

Make the sound ▶

Recognise, imitate and make sounds. The set contains 30 cards with animals, vehicles, appliances and utensils. Play hide and seek, role play, sorting and other games.

Contents:

- 30 plastic cards
- wooden box (17 x 11 x 7.4 cm)

E523322 Make the sound



Sound tubes ▲

Describe and compare sounds and find the matching tube. The pairs of Sound tubes are filled with a variety of materials and make sounds when shaken. Improve auditory discrimination as well as vocabulary skills.

Contents:

- wooden holder (38 x 13 cm)
- 12 plastic sound tubes (6 sets of 2)

E522806 Sound tubes



Listen well ▶

Place image tiles as a response to the audio prompts you hear in the short stories. Recognise spatial concepts and numerals. Encourage children to listening critically and to increase their vocabulary. Place the cards in the tray, so it is easy to flip them over for self-check. The tray has to be ordered separately (E523007).

Contents:

- 8 stories to be downloaded on educo.com or on the website of your local school supplier
- 64 picture tiles
- wooden box (34 x 20 x 5.5 cm)

E522928 Listen well

Available separately:

E523700 Control box red



◀ Listening lotto

Place image cards by listening to sounds. Recognise animals, musical instruments, vehicles and utensils. Turn the cards for self-check. Stimulate the increase of vocabulary and to listen goal oriented. The game can be played by 2 children at a time. The stand has to be ordered separately (E522200).

Contents:

- 50 plastic image cards (2 x 25)
- wooden box (34 x 20 x 6 cm)
- 25 sounds to be downloaded on educo.com or on the website of your local school supplier

E522526 Listening lotto

Available separately:

E522200 Wooden game stand (42 x 30 cm)

Audio-lotto ▶

Place image cards by listening to sounds. Recognise sounds such as: bouncing of a ball, hammering and walking. Turn the cards for self-check. Stimulate the increase of vocabulary and to listen goal oriented. The game can be played by 2 children at a time. The stand has to be ordered separately (E522200).

Contents:

- 50 plastic image cards (2 x 25)
- wooden box (34 x 20 x 6 cm)
- 25 sounds to be downloaded on educo.com or on the website of your local school supplier

E522035 Audio-lotto

Available separately:

E522200 Wooden game stand (42 x 30 cm)



Language play (3–6 years)

Discrimination

Auditive discrimination

Visual discrimination

Tactile discrimination

Visual discrimination

Visual discrimination is all about seeing differences with your eyes. The main goal is to see the differences and similarities of certain objects, shapes and letters. Playing memory or finding a certain shape inside the classroom are activities which stimulate visual discrimination.

Animal doku ▶

Challenging game based on the principle of the well-known Sudoku puzzles, as the rows and columns may have each item used only once. Children engage analytical and creative thinking while they concentrate to fill in the entire grid. With self-check.

Contents:

- 6 plastic game boards
- 60 plastic picture cards
- 6 plastic control cards
- wooden box (27.6 x 24 x 2.8 cm)

E523352 Animal doku



◀ What's missing?

One item is missing, can you find out what? Choose a theme board and matching assignment strip. Try to find the 3 items that are both on the theme board and the assignment strip. Learn to distinguish details and pick out key points. The assignment strips have an increase in degree of difficulty. Self-checking.

Contents:

- 4 plastic theme boards
- 24 plastic assignment strips
- wooden box (38 x 28 x 6 cm)

E523300 What's missing?

Details ▶

This colourful game engages the concept of parts of the whole and is an indirect preparation for reading. Children use the black frames to isolate the details from matching assignment cards. Perseverance is needed for finding position, shape and colours. With self-check.

Contents:

- 4 plastic image boards
- 12 black frames
- 48 plastic assignment cards
- wooden box (27 x 20 x 3 cm)

307100 Details



Search and find ▶

Insert one assignment card into the game box upper shelf and try to find the related pairs by lifting the red discs. Develop hand-eye coordination, spatial insight and visual discrimination.

Contents:

- 8 plastic assignment cards
- 16 red wooden discs with knobs
- wooden game board / storage box (32 x 32 x 6 cm)

E522981 Search and find



◀ Search and find - visual discrimination

Additional card set to Search and find. Children combine geometrical shapes and items, letter shapes and number shapes.

Contents:

- 8 plastic assignment cards (28 x 29 cm)

E523347 Search and find - visual discrimination

Combino animals ▶

Complete the animals by placing the transparent cards on the assignment card. Develop colour and shape sensing and learn to combine 2 parts into a whole. In a practical way develop visual perception and synthesising.

Contents:

- 6 plastic assignment cards
- 48 transparent plastic image cards
- wooden box (34 x 20 x 6 cm)

E522887 Combino animals



◀ Combino

Combino consists of assignment cards with each 8 transparent image cards. Children match the transparent image card that relates best to the image on the assignment card.

Contents:

- 6 assignment cards
- 48 transparent images
- wooden box (34 x 20 x 6 cm)

E522036 Combino



Language play (3–6 years)

Discrimination

Auditive discrimination

Visual discrimination

Tactile discrimination

Tactile discrimination

Tactile discrimination is all about feeling differences and similarities by touch. The main goal is to feel the differences and similarities of different shapes and structures. Playing a feel memory or playing a game while blindfolded are activities which stimulate tactile discrimination.

Twins - shapes ▶

Make twins based on shape. Feel, discriminate between 8 different shapes and place 2 matching shapes side by side in the wooden block. Develop perceptual skills and fine motor skills.

Contents:

- wooden board
- cotton bag
- 16 wooden knobs in 2 shapes

E523285 Twins - shapes



◀ Twins - textures

Make twins based on texture. Feel and discriminate between 10 different textures and place 2 matching textures side by side in the wooden block. Develop perceptual skills and fine motor skills.

Contents:

- wooden board
- 10 wooden discs

E523314 Twins - textures



Tactile dice game ▶

Throw the die, feel the material on top and try to find a matching disk in the bag. Learn to recognise, compare and name various materials and develop perceptual skills.

Contents:

- wooden tactile die
- 24 wooden disks
- 4 wooden frames
- cotton bag (27 x 13 cm)

3004150 Tactile dice game



◀ Blindfolds - set of 4

These blindfolds have a comfortable opening for the nose and a Velcro fastener so the child may put it on without assistance. Includes a red, orange, green and blue blindfold.

E523320 Blindfolds - set of 4

Tactile box wood ▶

Name and recognise the items in the Tactile Box by putting your hands into the box. What do you feel? Increase vocabulary and develop tactile perception.

Contents:

- wooden tactile box (36 x 20 x 35 cm)

E522873 Tactile box wood



◀ Tactile material - geometrical shapes

Feel the 3-D shape and combine with the matching contour. Use in combination with the Tactile box (E522873) or the Blindfolds (E523320).

Contents:

- 10 geometric shapes
- 10 cards with matching pictures
- wooden box (19 x 16 x 3 cm)

324300 Tactile material - geometrical shapes



Feel shapes ▶

Ticklish tactile game where fluent shapes are key. Recognise shapes on your back, in a bag, written in the air or play a memory game. Develop gross and fine motor skills, perceptual and early writing skills.

Contents:

- 12 wooden boards
- 12 plastic cards
- wooden pen
- cotton bag (30 x 20 cm)

E523321 Feel shapes



◀ Tactillo

Choose shapes that match the pictures. Convert a 2D image into a 3D situation, differentiate between shapes and stimulate both tactile and visual perception. For a greater challenge, keep the shapes in the bag and seek them out by touch alone. In order to sort the shapes neatly, you can use the holder to place the assignment cards on..

Contents:

- 6 plastic assignment cards
- 64 wooden shapes (2 x 32)
- wooden holder
- wooden box (45 x 22 x 8 cm)

E522818 Tactillo

Language play (3–6 years)

Nederlandse taal / Dutch market

Kiene Klanken ▼

Kiene Klanken: de houten interactieve klankstempelset.

Stempel met fysieke stempels op de tablet en oefen spelenderwijs met letters, klanken en woorden, ondersteund door beeld én geluid. Kiene Klanken is ontwikkeld voor groep 3. De speciale letter-, woord- en klankoefeningen sluiten naadloos aan bij de aanvankelijk leesmethodes van nu (Veilig leren lezen en Lijn 3). In groep 1 en 2 is de set zeer geschikt voor kinderen met een voorsprong in lezen. De stempels werken zonder wifi of bluetooth en zijn niet afhankelijk van batterijen. De bijbehorende app is te downloaden in de App Store. Beschikbaar voor iOS en Android. Kiene klanken is ontwikkeld in samenwerking met Marbotic, onze innovatie-partner voor onderwijs.

Inhoud:

- 42 interactieve klankstempels in twee lagen verdeeld
 - 26 enkele klanken (formaat 4 x 5,8 cm)
 - 16 dubbele / speciale klanken (formaat 7 x 5,8 cm)
- houten kist met 2 lagen en deksel (28,5 x 25 x 8 cm)

E523400 Kiene Klanken



Klasse Klanken ▲

Klasse Klanken: De traditionele, 'old school' tegenhanger van de interactieve klankstempelset Kiene Klanken (E523400).

Klasse Klanken is een set van houten letter- en klankstempels in een mooie houten opbergkist. Stempelen kan in doorgaande lijn en naar wens worden aangeboden. Kies naar eigen voorkeur en/of afgestemd op kindniveau alleen de letters, de klanken of een combinatie van beide. Als extra onderdeel van de set zijn er opdrachtkaarten met letter-, woord- en klankoefeningen die naadloos aansluiten bij Kiene Klanken en de aanvankelijk leesmethodes van nu (Veilig leren lezen en Lijn 3).

Inhoud:

- 42 houten klankstempels
- 26 enkele klanken, zwart
- 16 dubbele / speciale klanken, blauw
- opdrachtkaarten te downloaden via [educocom](https://www.educo.com)
- houten kist (39 x 23 x 5 cm)

E523401 Klasse Klanken

Separaat verkrijgbaar:

Stempelinkt op waterbasis, gemakkelijk te verwijderen en uitwasbaar.

E523164 Blauw – **E523165** Rood – **E523166** Zwart



Leg de letter ►

Oefen letters en klanken van woorden. Bepaal welke letter of klank je aan het begin, eind of in het midden van het woord hoort. Leg het juiste letterkaartje ernaast. Klap de kaartjes naar binnen en je ziet meteen of de opdracht goed gemaakt is.

Inhoud:

- 8 kunststof speelborden
- 64 dubbelzijdig bedrukte kunststof letterkaartjes
- houten kist (34 x 19,5 x 6,5 cm)

900000004 Leg de letter

Letterstempels ►

Helpt kinderen letters te visualiseren wanneer ze nog niet in staat zijn ze te schrijven. De monturen zijn speciaal ontworpen voor kinderhanden. De stempelafdruk van de outline variant heeft een opening zodat kinderen het schrijven van letters kunnen oefenen en starten bij het begin van de lettervorm.

Inhoud:

- 27 stempels (26 + schrijffletter a) met houten montuur
 - gesloten of open letters
 - hoogte stempelafdruk stokletters 3,2 cm
- houten kist (29 x 23 x 5 cm)

1875001 Letterstempels

1875004 Letterstempels outline



◀ Rail-letterstempels

Helpt kinderen letters te visualiseren wanneer ze nog niet in staat zijn ze te schrijven. De stempelafdruk heeft een opening zodat kinderen het schrijven van letters kunnen oefenen en starten bij het begin van de lettervorm. De monturen zijn speciaal ontworpen voor kinderhanden.

Inhoud:

- 27 stempels (26 + ij) met houten montuur
 - open letters
 - hoogte stempelafdruk stokletters 1,7 cm
- houten kist (20,5 x 16 x 5 cm)

1905000 Rail-letterstempels

Letterstempels in kunststof doos ►

Helpt kinderen letters te visualiseren wanneer ze nog niet in staat zijn ze te schrijven. De monturen zijn speciaal ontworpen voor kinderhanden.

Inhoud:

- 27 stempels (26 + ij) met houten montuur
 - gesloten letters
 - hoogte stempelafdruk stokletters 2,5 cm
- blauwe kunststof doos (32 x 15 x 4 cm)

1876000 Letterstempels in kunststof doos



◀ 60 Letterstempels in kunststof doos

Helpt kinderen letters te visualiseren wanneer ze nog niet in staat zijn ze te schrijven. De monturen zijn speciaal ontworpen voor kinderhanden.

Inhoud:

- 60 stempels met transparant montuur:
 - letters
 - lettercombinaties
 - cijfers 0-9
 - tekens + - , @ € .
- houten liniaal
- blauwe kunststof doos (34 x 23 x 5 cm)

1873000 60 Letterstempels in kunststof doos

Letterspel ▶

Stimuleer visuele discriminatie en klank-tekenkoppeling. Neem bijvoorbeeld de letter b en laat voorwerpen verzamelen of woorden maken die starten met de b klank.

Inhoud:

- 78 witte kunststof letters
- houten kist (50 x 31 x 3,5 cm)

1246000 Letterspel



◀ Letterspel in kunststof doos

Stimuleer visuele discriminatie en klank-tekenkoppeling. Neem bijvoorbeeld de letter b en laat voorwerpen verzamelen of woorden maken die starten met de b klank.

Inhoud:

- 26 witte kunststof letters
- rode kunststof doos (18,5 x 11 x 4 cm)

1245000 Letterspel in kunststof doos

Letterrondo ▶

Speel een spel met de wijzer, combineer letterkaartjes, maak woorden of zoek naar woorden met dezelfde begin- of eindklank. Stimuleer visuele discriminatie, klank-tekenkoppeling en het vergroten van de woordenschat.

Inhoud:

- houten letterbord met draaischijf
- 18 kunststof opdrachtstroken
- 27 kunststof letterkaartjes
- houten kist (29 x 11 x 4,5 cm)

E522938 Letterrondo



◀ Dubbelwoord

Kinderen stellen nieuwe woorden samen door steeds 2 kaartjes te combineren. Met de kaartjes kunnen 16 verschillende woorden gemaakt worden.

Inhoud:

- 32 kunststof kaartjes
- houten kist (24 x 13 x 6 cm)

E522027 Dubbelwoord



Zoek het woord ▶

Met Zoek het woord kan het kind naar hartenlust experimenteren met losse letters, woordjes en de daarbij behorende beeldkaartjes. De jongsten kunnen woordjes naleggen m.b.v. de beeldkaartjes inclusief woord. Oudere kleuters kunnen zelfstandig woordjes leggen bij de beeldkaartjes zonder woordjes. Daarnaast zijn de losse letters en woordkaartjes in te zetten voor talloze letter- en woordactiviteiten. Eventueel uit te breiden met de Stempelset Zoek het woord (E523184).

Inhoud:

- 40 kunststof beeldkaartjes
- 40 kunststof kaartjes met een afbeelding en het bijbehorende woord
- 40 kunststof woordkaartjes
- 115 kunststof letterkaartjes
- houten kist (34 x 34 x 7 cm)

E522051 Zoek het woord



◀ Stempelset Zoek het woord

Stempelset voor het oefenen van de woordherkenning. Kinderen stempelen de afbeeldingen met daarbij de passende woordjes.

Inhoud:

- 6 kunststof dozen met stempels met kunststof montuur
- 24 stempels met korte klanken
- 24 stempels met lange klanken
- 24 stempels met tweetekensklanken
- kunststof doos (19,5 x 8 x 4 cm)

E523134 Stempelset Zoek het woord

Lettertje tik ▶

Maak woorden door houten letters vast te spijkeren op het zachtboard. Stimuleert oog- handcoördinatie, creativiteit en ruimtelijk inzicht. Ontwikkel automatische klank-tekenkoppeling en fijne motoriek. Gebruik Lettertje tik in combinatie met Timmerwoorden (1233002) om woorden te maken van opdrachtkaarten.

Inhoud:

- 93 houten letters
- 2 houten hamers
- 2 zachtboard plankjes
- 2 kunststof doosjes met spijkers
- houten kist (32 x 30 x 6 cm)

1233000 Lettertje tik



Timmerwoorden ▼

Opdrachtkaarten voor Lettertje tik.

Inhoud:

- 30 kunststof opdrachtkaarten
- 2 houten standaards
- rode kunststof doos (18,5 x 11 x 4 cm)

1233002 Timmerwoorden



Rijmduo

Rijmspel waarbij het kind telkens 2 woordjes bij elkaar zoekt die op elkaar rijmen.

Inhoud:

- 16 x 3 rijmkaartjes
- houten kist (33 x 12 x 6 cm)

E522445 Rijmduo



Rijmtrio ▼

Benoem items van beeldkaartjes en combineer er 3 waarvan het woord rijmt. Stimuleer auditieve discriminatie en het vergroten van de woordenschat.

Inhoud:

- 16 x 3 auditief gelijke kunststof kaartjes
- houten kist (33 x 12 x 6 cm)

E522900 Rijmtrio

Wat rijmt niet? ▼

Benoem items van de opdrachtstroken en kies er 1 waarvan het woord niet rijmt. Er staan 4 items op de opdrachtstroken, plaats een x op het item dat niet rijmt. Draai de opdrachtkaart om je antwoord te checken.

Inhoud:

- 24 kunststof opdrachtstroken
- 24 transparante kunststof kaarten met x
- houten kist (34 x 20 x 6 cm)

E522983 Wat rijmt niet?



Vijf op een rij - beginklank

Vijf op een rij Beginklank laat het kind oefenen met het auditief herkennen van een beginklank in een woord. Kinderen plaatsen beeldkaartjes op de juiste wijze in de staander (gesorteerd op beginklank). Wanneer de beeldkaartjes op de juiste manier zijn geplaatst ontstaat er een kloppende afbeelding aan de achterzijde van de standaard (zelfcontrole). Standaard moet apart besteld worden (E522200).

Inhoud:

- 3 kunststof opdrachtstroken
- 12 kunststof kleurkaartjes
- 48 kunststof beeldkaartjes
- houten kist (31 x 29 x 8 cm)

E523067 Vijf op een rij - beginklank



Vijf op een rij - middenklank ►

Vijf op een rij Middenklank laat het kind oefenen met het auditief herkennen van een middenklank in een woord. Kinderen plaatsen beeldkaartjes op de juiste wijze in de staander (gesorteerd op middenklank). Wanneer de beeldkaartjes op de juiste manier zijn geplaatst ontstaat er een kloppende afbeelding aan de achterzijde van de standaard (zelfcontrole). Standaard moet apart besteld worden (E522200).

Inhoud:

- 3 kunststof opdrachtstroken
- 12 kunststof kleurkaartjes
- 48 kunststof beeldkaartjes
- houten kist (31 x 29 x 8 cm)

E523068 Vijf op een rij - middenklank



◀ Vijf op een rij - eindklank

Vijf op een rij Eindklank laat het kind oefenen met het auditief herkennen van een eindklank in een woord. Kinderen plaatsen beeldkaartjes op de juiste wijze in de staander (gesorteerd op eindklank). Wanneer de beeldkaartjes op de juiste manier zijn geplaatst ontstaat er een kloppende afbeelding aan de achterzijde van de standaard (zelfcontrole). Standaard moet apart besteld worden (E522200).

Inhoud:

- 3 kunststof opdrachtstroken
- 12 kunststof kleurkaartjes
- 48 kunststof beeldkaartjes
- houten kist (31 x 29 x 8 cm)

E523069 Vijf op een rij - eindklank

Standaard, hout ▼

Standaard (42 x 30 cm) behorend bij de spellen:

- Audio-lotto - Beginklank (E523067)
- Audio-lotto - Middenklank (E523068)
- Audio-lotto - Eindklank (E523069)
- Vijf op een rij - Wiskundige initiatie (E522237)
- Luisterlotto (E522526)
- Audio-lotto (E522035)

E522200 Standaard hout (42 x 40 cm)



Luisterklank ▲

Luisterklank kent 8 verschillende spellen rond rijmen, analyse-synthese, eerste/laatste letter en eerste/laatste woord. Bij ieder spel horen 8 opdrachtkaartjes die in de controledoos geplaatst moeten worden. Als alle opdrachten zijn gemaakt wordt het deksel dicht gedaan en de controledoos omgedraaid. Wanneer de opdracht goed gemaakt is, komt er een afbeelding tevoorschijn. De controledoos moet los besteld worden (E523007).

Inhoud:

- 64 opdrachtkaartjes
- houten kist (34 x 20 x 5,5 cm)
- 25 geluiden te downloaden op educocom.nl of via de schoolleverancier.

E522929 Luisterklank

Pin de zin ►

Pin de zin oefent de auditieve discriminatie van woorden in een zin. Kinderen leren de afzonderlijke woorden in een zin onderscheiden en geven het aantal woorden aan met behulp van de rode pinnen. Het audio bestand geeft de zinnen met een heldere instructie. Het materiaal heeft een duidelijke opbouw in moeilijkheidsgraad en is zelfcontrolerend.

Inhoud:

- houten spelbord
- 6 kaarten (met elk 6 tekeningen)
- 50 rode pinnen
- houten kist (35 x 35 x 6 cm)
- audio bestand te downloaden op educocom of via de schoolleverancier.

E523189 Pin de zin



E522083




E522085



E522084



E522086



◀ Arbeid naar keuze

Het Arbeid naar keuze bord inclusief accessoires laat kinderen op eenvoudige en overzichtelijke wijze een activiteit kiezen.

Inhoud:

- magnetisch bord (63,5 x 53 cm)
- 27 kunststof activiteitenkaarten
- 40 kunststof persoonskaartjes
- beukenhouten insteekblok (bedoeld voor het overzichtelijk rangschikken van de persoonskaartjes)

E522080 Arbeid naar keuze

E522081 Arbeid naar keuze - Stickerset met 40 verschillende stickers voor persoonskaartjes.

E522082 Arbeid naar keuze - Houten insteekblok om persoonskaartjes in te plaatsen.

E522083 Arbeid naar keuze - Set van 40 magnetische en bedrukte persoonskaartjes.

E522084 Arbeid naar keuze - Set van 40 magnetische en niet bedrukte persoonskaartjes.

E522085 Arbeid naar keuze - Set van 27 activiteitenkaarten waarvan 21 bedrukt, 6 onbedrukt.

E522086 Arbeid naar keuze - Set van 27 onbedrukte activiteitenkaarten.

E522087 Arbeid naar keuze - Los bord Arbeid naar keuze. Formaat: 63,5 x 53 cm.

Language

Language is all about communicating, about expanding the vocabulary and about noticing differences and similarities. The main goal is for the child to acquire the confidence and skill to communicate with others and to learn to write and read.

Self-assessment dice pupils ▼

Learn to work together and independently. The dice contain 4 marks by which pupils can show their status. Red means: I am working concentrated, please do not disturb. Green means: you may ask me questions. Orange means: I am available for working together. Question mark means: I have a question.

Contents:

- 10 wooden dice (3.6 x 3.6 x 3.6 cm)

E523030 Self-assessment dice pupils



Holder for self-assessment dice pupils ▼

Pupils can place the working independently die in the holder with their status face up. In this way there is no doubt about the status. The holder also prevents the die from falling off the table as easily as it would without a holder.

Contents:

- 10 wooden holders

E523031 Holder for self-assessment dice pupils



Self-assessment die teacher ▼

Use the die to show the status of the class. The red dot shows pupils to work independently whereas green shows that pupils can work together and involve the teacher. Orange means that pupils can work together in small groups and the question mark means that only questions can be asked.

Contents:

- wooden die (9.5 x 9.5 x 9.5 cm)

E523032 Self-assessment die teacher



Signal dice ▼

Learn to work together and independently. The dice contain the following signals: Red means: I am working concentrated, please do not disturb. Green means: you may ask me questions. Question mark means: I have a question.

Contents:

- 4 plastic dice (5 cm)

1188008
Signal dice



Traffic light (self-assessment) ►

The traffic light has the same objective as the self assessment dice and it contains a green, red and orange light. Green light means that pupils can work together and involve the teacher, the red light shows pupils to work individually and the orange light means pupils can only ask a question when it is really necessary. The traffic light has a switch to change the colours and is supplied with a mains adapter.

Contents:

- wooden traffic light (9 x 8 x 37 cm)

E522962 Traffic light (self-assessment)

E523148 Adapter for Traffic light



Rewarding stamps

Well done? Give pupils positive feedback. Rewarding stamps can also be used for creative assignments and as story starter, for example.

Rewarding stamps smile ▼

Contents:

- 12 rubber stamps with transparent plastic grip (3 x 3 cm)
- red plastic box with transparent lid (19.5 x 8 x 4 cm)

1713000 Rewarding stamps smile



Rewarding stamps emoticons ▲

Contents:

- 12 rubber stamps with transparent plastic grip (3 x 3 cm)
- red plastic box with transparent lid (19.5 x 8 x 4 cm)

1714000 Rewarding stamps emoticons



Rewarding stamps young animals ▶

Contents:

- 6 rubber stamps with transparent lid (3 x 3 cm)
- red plastic box with transparent lid (19.5 x 8 x 4 cm)

1715000 Rewarding stamps young animals

Rewarding stamps blue ▼

Contents:

- 12 rubber stamps with transparent plastic grip (2.2 x 2.2 cm)
- blue plastic box with transparent lid (15 x 15 x 4.5 cm)

1720001

Rewarding stamps blue



Rewarding stamps yellow ▼

Contents:

- 12 rubber stamps with transparent plastic grip (2.2 x 2.2 cm)
- yellow plastic box with transparent lid (15 x 15 x 4.5 cm)

1720002

Rewarding stamps yellow



Rewarding stamps red ▼

Contents:

- 12 rubber stamps with transparent plastic grip (2.2 x 2.2 cm)
- red plastic box with transparent lid (15 x 15 x 4.5 cm)

1720004

Rewarding stamps red



Stamp pad ▼

Stamp pad for to stamp rewarding and other stamps

1970001 Stamp pad blue 21 x 16.5 cm

1970007 Stamp pad black 21 x 16.5 cm

1970008 Stamp pad, uninked



Boxes

Boxes in different sizes, for storing all kind of small materials.



2051000 Plastic box
6.3 x 4.2 x 1.8 cm



2052000 Plastic box
8 x 4.5 x 1.8 cm



2054000 Plastic box
7.6 x 5.6 x 3 cm



2042000 Plastic box
9.6 x 5.6 x 2.9 cm



2044000 Plastic box
10.1 x 10.1 x 1.6 cm



2049000 Plastic box
10 x 8.1 x 2.4 cm




2050005 Plastic box
10 x 8.2 x 4.3 cm



2046004 Plastic box red
17.5 x 10.1 x 3.4 cm



2047000 Plastic box red
18.4 x 6.8 x 3.4 cm



2050001 Plastic box blue
10 x 8.2 x 4.3 cm



2050002 Plastic box yellow
10 x 8.2 x 4.3 cm

Dutch market

Klok hout 12 uur leerling ▶

Houten leerlingklok met klokbeeld in uren en minuten.
Formaat: ø 18 cm.

E577016 Klok hout 12 uur leerling

E577016



3030301

◀ Klok met woorden leerling

Houten klokje met woorden, zoals 5 over en 10 voor half voor individueel gebruik. De wijzers kunnen afzonderlijk van elkaar bewogen worden.

Inhoud:

- houten klokje (15 x 15 cm)
- kunststof wijzers

3030301 Klok met woorden leerling



◀ Letterwoord

Laat leerlingen de magnetische letters vergelijken, ordenen, rubriceren en/of naleggen. Sorteert de letters in de daarvoor bestemde vakjes in de deksel van de kist. Maak zelfbedachte woorden of rijmwoorden. In tweetallen kunnen leerlingen elkaar een woord opgeven en laten leggen. De set bevat houten magneetblokjes met letters, dubbelklinkers en tweetekenklanken. De afmetingen van de blokjes zijn ideaal voor kleine handen.

Inhoud:

- metaalplaat met lijnen in de deksel
- metaalplaat met lijnen in de bodem
- 90 houten magnetische blokjes
- houten kist met scharnierende deksel (36 x 22 x 3 cm)

1240005 Letterwoord

Letterdoos magnetisch ▶

Maak woorden en zinnen met deze magnetische letterdoos. De letters zijn magnetisch en hechten op beide vlakken.

Inhoud:

- metaalplaat met bedrukte letters in de deksel
- metaalplaat met bedrukte lijnen in de bodem
- magnetisch materiaal met 185 voorgestane zwarte letters en lettercombinaties
- houten kist met scharnierende deksel (36 x 22 x 3 cm)

1240000 Letterdoos magnetisch



Inlegplaat ▶

Losse inlegplaat voor de Letter- en Rekenkisten. Met een inlegplaat kunnen meerdere kinderen tegelijk met één kist werken.

1241000 Inlegplaat



◀ Letterklankstempels

Vergroot al stempelend de letter- en woordkennis. Stempel woorden met korte klanken, lange klanken en tweetekenklanken. Gebruik deze set bij het voorbereiden en aanvankelijk lezen.

Inhoud:

- 48 stempels met kunststof transparant montuur
- houten kist met deksel (36 x 17.5 x 6 cm)

1872000 Letterklankstempels

Linkprint

Linkprintstempels kunnen eenvoudig aaneengeschaakeld worden volgens het 'Lego-principe' zodat leerlingen woorden en zinnen in 1 keer kunnen afdrukken. De sets bevatten letterstempels en spaties en hebben een handig opbergsysteem met voor iedere stempel een apart vakje.

Linkprint 121/6 ▼

Inhoud:

- 121 stempels met blauw kunststof montuur
- 6 rode kunststof monturen als spatie
- houten kist met scharnierende deksel (40 x 25 x 6 cm)

1885001 Linkprint 121/6



Linkprint 74/2 ▼

Inhoud:

- 74 aaneenschakelbare stempels met blauw kunststof montuur
- 2 rode kunststof monturen als spatie
- houten kist met scharnierende deksel (30.5 x 21 x 6 cm)

1887000 Linkprint 74/2



Linkprint 50/2 ▲

Inhoud:

- 50 stempels met blauw kunststof montuur
- 2 rode kunststof monturen als spatie
- houten kist met scharnierende deksel (27 x 17.5 x 6 cm)

1886000 Linkprint 50/2

Combi letters ▼

Ontwikkel al dobbelend letter- en woordherkenning. Oefen met het vormen, herkennen en weergeven van woorden. De dobbelstenen kunnen klassikaal, in groepjes of individueel worden gebruikt.

Inhoud:

- 8 kunststof dobbelstenen (5 cm)
 - 4 medeklinkers
 - 2 klinkers
 - 2 tweetekenklanken
- blauwe kunststof doos met transparante deksel (24 x 14 x 5 cm)

1128000 Combi letters



Letterdobbelstenen 3 cm ▼

Set à 8 witte houten letterdobbelstenen. 3 dobbelstenen met blauwe klinkers en 5 dobbelstenen met zwarte medeklinkers. Formaat dobbelsteen: 3 x 3 x 3 cm.

E523147 Letterdobbelstenen 3 cm



Letterdobbelstenen ▲

8 gele houten dobbelstenen met de letters van het alfabet. De meest gebruikte letters komen het vaakst voor.

Inhoud:

- 8 gele houten dobbelstenen
- transparant kunststof doosje (8.5 x 5 x 2 cm)

2085000 Letterdobbelstenen

Letterblokjes ▶

Ontdek spelenderwijs woorden door de blokjes te draaien en in elkaar te passen. De Letterblokjes hebben een handig kliksysteem waardoor ze altijd in de goede leesrichting staan. De klinkers en tweeteekensklanken zijn rood en de medeklinkers blauw. Gebruik de letterblokjes in combinatie met de woordkaarten van Met andere woorden.

Inhoud:

- 96 kunststof letterblokjes
- houten kist met deksel (32 x 22 x 4 cm)

3023100 Letterblokjes



◀ Met andere woorden

Vrolijke woordkaarten met op de voorkant het volledige woord en op de achterkant hetzelfde woord met een ontbrekende begin-, midden- of eindklank.

Inhoud:

- houten kist met transparante deksel (13 x 11.5 x 8 cm)
- 40 kunststof kaarten

3023120 Met andere woorden



Klinkerdief ▶

Klinkerdief of medeklinkerverdubbelaar? Spel woorden in de meervoudsvorm, verzamel 4 kaarten met dezelfde kleur... kwartet! De set bevat 3 spellen met een opbouw in moeilijkheidsgraad en zelfcontrole.

Inhoud:

- 3 transparante kunststof doosjes
- in elk doosje 24 kunststof kaarten
- blauwe kunststof doos (32 x 15 x 4 cm)

1488000 Klinkerdief



◀ Triplo

Mag ik van jou de m van maan?

Koppel klanken aan letters en vorm woorden. Heb je 3 kaarten met dezelfde afbeelding verzameld roep dan 'Triplo'! Stapel de 3 kaarten op elkaar en leg ze open op tafel. De set bevat 3 spellen met klankzuivere woorden, heeft een opbouw in moeilijkheidsgraad en is zelfcontrolerend.

Inhoud:

- 3 transparante kunststof doosjes
- in elk doosje 24 kunststof kaarten
- blauwe kunststof doos (32 x 15 x 4 cm)

1475000 Triplo

Beloningsstempels goed gedaan ▼

Goed gedaan? Geef de leerling feedback of stimuleer zelfreflectie. Ook te gebruiken voor creatieve opdrachten of als begin van een verhaal. Met Nederlandse tekstballonnen.

Inhoud:

- 12 rubberen stempels met transparant kunststof handvat (3 x 3 cm)
- rode kunststof doos met transparant deksel (19,5 x 8 x 4 cm)

1733000 Beloningsstempels goed gedaan



Beloningsstempels ballon ▼

Goed gewerkt? Beloon met een teckel of ander leuk figuur.

Inhoud:

- 12 stempels met transparant kunststof montuur
- rode kunststof doos met transparante deksel (19,5 x 8 x 4 cm)

1711000 Beloningsstempels ballon



Beloningsstempels vet cool ▼

Goed gewerkt? Beloon met een teckel of ander leuk figuur.

Inhoud:

- 12 stempels met transparant kunststof montuur
- rode kunststof doos met transparante deksel (19,5 x 8 x 4 cm)

1712000 Beloningsstempels vet cool



German market

Buchstabenkasten magnetisch ►

Stelle selbständig Wörter oder Sätze zusammen. Weil die Buchstaben magnetisch sind, heften sie sehr gut auf Deckel und Boden.

Inhalt:

- Metallplatte im Deckel und im Boden
- 180 magnetische Buchstaben und Buchstabenkombinationen
- Holzkiste mit scharnierendem Deckel (36 x 22 x 3 cm)

1240010 Buchstabenkasten magnetisch



◀ Einlegeplatte

Separate Metallplatte. Kann in den Rechen- und Buchstabenkasten aufbewahrt werden und ist besonders geeignet um das Werk der Schüler zu kopieren.

1241000 Einlegeplatte

Linkprint 116/4 ►

Die Linkprint Stempel lassen sich einfach seitlich zusammenstecken. Die Kiste enthält 120 Stempel die Reihe nach aufgehoben werden. Die Stempel sind nach der Häufigkeit in der deutschen Sprache sortiert. Die Buchstaben, Satzzeichen und Leerräume sind fühlbar auf den Griffen abgebildet.

Inhalt:

- 120 Stempel (1 cm) zum Zusammenstecken
- Holzkiste mit scharnierendem Deckel (38 x 25 x 6 cm)

1885076 Linkprint 116/4



◀ 60 Buchstabenstempel volle Linien

Kleine- und Großbuchstabenstempel mit vollen Linien.

Inhalt:

- 60 Stempel auf Holzgriff: 31 Kleinbuchstaben - 29 Großbuchstaben - Volle Linien
- Höhe Stempelabdruck 2,7 cm
- Holzkiste (34 x 21 x 4,5 cm)

1875015 60 Buchstabenstempel volle Linien

Großbuchstabenstempel Umrisslinien ▶

Großbuchstabenstempel mit Umrisslinien. Die Abdrucke der Buchstaben können ausgemalt oder nachgezeichnet werden. Die Holzgriffe sind ideal für Kinderhände.

Inhalt:

- Holzkiste mit scharnierendem Deckel (35 x 19 x 5 cm)
- 29 Stempel auf Holzgriff

1881010 Großbuchstabenstempel Umrisslinien



◀ 59 Stempel in Schachtel

Diese Stempel eignen sich hervorragend zum Stempeln der ersten Wörter. Der Satz enthält Klein- und Großbuchstaben.

Inhalt:

- 59 Stempel mit durchsichtigem Kunststoffgriff
- Anlegelineal aus Holz (28 cm)
- blaue kunststoff Schachtel (34 x 23 x 5 cm)

1872011 59 Stempel in Schachtel



Belobigungsstempel Spitze ▲

Gut gemacht! Positives Feedback für Schüler: Die Belobigungsstempel eignen sich auch für kreative Aufgaben oder beispielsweise für den Anfang einer Geschichte. Es gibt Belobigungsstempel mit unterschiedlichen Themen. In einem Behälter befinden sich jeweils 12 Stempel oder 6 Stempel mit Stempelkissen.

Inhalt:

- 12 Stempel mit durchsichtigem Kunststoffgriff
- roter Kunststoffbehälter mit durchsichtigem Deckel (19,5 x 8 x 4 cm)

1712010 Belobigungsstempel Spitze

Motor play

Encourage children to develop their motor skills

Practise motor skills to become a good athlete or a creative artist.



Motor play

Motor development

Fine motor skills

Gross motor skills

Fine motor skills

Fine motor skills are all about the coordination of small muscle movements mostly on body parts such as the fingers, usually in coordination with the eyes. The main goal is to prepare children for writing. Tying shoelaces, using scissors and completing a puzzle are activities which stimulate fine motor skills.

Geo board ►

Create figures by placing the rubber bands around the pins. Discover perimeter, surface area, different angles and much more. Use the example cards or create beautiful creations yourself.

Contents:

- wooden game board with 50 wooden pins
- 6 example cards printed on both sides
- 100 elastic bands
- wooden box (30 x 21 x 6 cm)

90000007 Geo board



◀ Rainbow beads (250)

String beads on laces creating your own patterns. Be creative and make your own necklaces, bracelets or window hangers. Recognise shapes and colours, develop spatial reasoning and fine motor skills.

Contents:

- 250 plastic beads in 6 shapes and 5 full colours
- 8 red cotton laces in 2 lengths
- transparent plastic bucket (13.5 x 13 cm)

3004252 Rainbow beads (250)

Beads counting game ►

String beads on laces creating patterns as shown on the assignment cards or use your imagination. Learn to recognise shapes and colours, develop spatial reasoning, early math and fine motor skills.

Contents:

- 24 plastic assignment cards with 48 assignments
- 180 plastic beads in 6 shapes and 5 colours
- 10 red cotton laces
- transparent plastic bucket (13.5 x 13 cm)

3004275 Beads counting game



Sparkling beads (108) ▶

String beads on laces creating your own patterns. Be creative and make your own necklaces, bracelets or window hangers. Recognise shapes and colours, develop spatial reasoning and fine motor skills.

Contents:

- 108 plastic beads in 6 shapes and 6 transparent colours
- 4 cotton laces in 4 colours and 2 lengths
- transparent plastic bucket (13.5 x 13 cm)

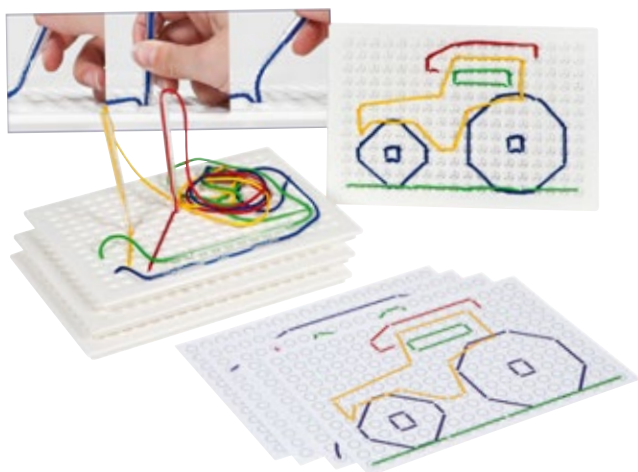
3004240 Sparkling beads (108)

Sparkling beads (252) ▶

Contents:

- 252 beads in 6 shapes and 6 transparent colours
- 8 cotton laces in 4 colours and 2 lengths
- transparent plastic bucket (20 x 13.5 cm)

3004230 Sparkling beads (252)



Dress doll Ed ▶

With dress doll Ed, the child can practice with different types of clothing fasteners. Learn to zip, lace, button and buckle. Also suitable as a cuddle toy. Height: 53 cm.

E523035 Dress doll Ed



◀ Embroidery set

Create embroidered designs with this safe and easy to use set. Follow examples or use your imagination and make beautiful new patterns.

Contents:

- 4 plastic embroidery plates (28 x 19.5 cm)
- 4 embroidery needles with a blunt tip
- 9 double sided example cards
- embroidery thread

E522385 Embroidery set

Lacing shoe ▶

Shoe lacing becomes very simple with this giant plastic shoe! Size: 48 x 25 cm.

E147033

Lacing shoe



Vetrovorm ▶

Create colourful designs by threading strings through the perforated assignment cards or use the 6 blank cards to create own designs.

Contents:

- 18 perforated plastic cards (16 x 16 cm)
- 24 cotton laces in 4 colours
- wooden box (35 x 19 x 8 cm)

E522462 Vetrovorm



String laces (24) ◀

Set of 24 cotton string laces in 4 colours. Length: 86 cm.

E522576 String laces (24)



Tweezers (4) ▶

Develop fine motor skills with these wooden tweezers. Use in games with beads, rings, knob puzzle pieces, etc.

Contents:

- set of 4 wooden tweezers

E523349 Tweezers (4)



Beehives ▶

Match the coloured bees to their honeycombs. These adorable beehives reinforces colour recognition and counting. Using the tweezers helps to develop fine motor skills.

Contents:

- 6 wooden hexagonal beehives in 6 colours
- 6 wooden bumble bees in 6 colours
- wooden tweezers

E106301 Beehives



Happy hammer farm set ▶

Cork board allows for the colourful farmyard figures to be easily applied or removed. Children may follow the 12 sample cards, or make up their own colour and shape sequences.

Contents:

- 2 cork boards (30 x 22.5 cm)
- 12 assignment cards
- 2 small plastic hammers
- 72 plastic farmyard figures
- brass nails
- wooden box with partitions and lid (40 x 34 x 8 cm)

E522353 Happy hammer farm set

Available separately:

- E522805** Happy hammer farm - extra figures (72)
- E512092** Happy hammer - cork board (30 x 22.5 cm)
- E512091** Happy hammer - cork board with MDF
- E512090** Happy hammer - box of nails (200)
- E522380** Happy Hammer - hammer



E512092

E522380



◀ Happy hammer geo

Create mosaic designs with geometric shapes in various colours. Model one of the 12 assignment cards or make up your own unique creations. Improve fine motor skills and hand-eye coordination.

Contents:

- 2 cork boards (30 x 22.5 cm)
- 12 assignment cards
- 2 small plastic hammers
- 144 plastic geo shapes
- brass nails
- wooden box (40 x 34 x 8 cm)

E522355 Happy hammer geo

Available separately:

- E522357** Happy hammer geo - shapes (144)
- E512092** Happy hammer - cork board (30 x 22.5 cm)
- E512091** Happy hammer - cork board with MDF
- E512090** Happy hammer - box of nails (200)
- E522380** Happy hammer - hammer





Screwy ►

This fascinating nuts and bolts game requires children to copy the various colour/shape sequences.

Contents:

- 8 assignment cards
- 64 multi-coloured plastic geometric pieces
- wooden box with partitions and lid (40 x 34 x 8 cm)

E522046 Screwy



◀ Maxi insert mosaic

Encourage children to exercise their colour and shape perception. Children can make their own creations or use one of the 8 assignment cards. The assignment cards have 8 advancing levels of difficulty.

Contents:

- 160 pegs in 8 bright colours
- 8 assignment cards
- wooden box with partitions and lid (31 x 29 x 8.5 cm)
- A transparent insert mosaic frame is available separately (Mosaic board E523095)

E523096 Maxi insert mosaic

E523095 Mosaic board



E523095

Insert mosaic 10 mm/15 mm ►

Children arrange a mix of round and square multi-coloured pegs and learn to convert a 2D image into a 3D situation. Children choose an assignment card, insert it into a frame and apply the matching pegs. The 10 mm pegs and their boards are more complex than the 15 mm version. Fine tune motor skills as well as colour and pattern perception with this developmental game.

Contents:

- 2 plastic frames
- plastic pins in 2 shapes and 6 colours
 - 10 mm set contains 800 pins
 - 15 mm set contains 400 pins
- 10 plastic assignment cards
- wooden box (40 x 34 x 9 cm)

E522333 Insert mosaic 10 mm

E522334 Insert mosaic 15 mm

Available separately:

E522335 Additional pins 10 mm (approx. 800)

E522336 Additional pins 15 mm (approx. 400)

E522337 Additional insert frame



E522337

E522335

E522336

Kralo group set

Make colourful patterns with beads, by using an image card or by using your imagination. Place a transparent bead board on or next to an image card and put in the beads. Stimulates eye-hand coordination, spatial awareness and creativity.

With the Kralo group set, children can work with the beads boards 4 at a time.



Kralo group set - round ▼

Contents:

- 4 plastic bead boards (2 white, 2 transparent)
- 1000 plastic beads
- 12 plastic image cards
- wooden box (45 x 22 x 6.5 cm)

E522809 Kralo group set - round



Kralo group set - square ▲

Contents:

- 4 plastic bead boards (2 white, 2 transparent)
- 1000 plastic beads
- 12 plastic image cards
- wooden box (45 x 22 x 6.5 cm)


E522808 Kralo group set - square




E036094 Kralo - extra beads (1000)



E095023 Kralo board - wooden box



E095024 Kralo board wood - square



E095025 Kralo board wood - round



E095026 Kralo board wood - square with box



E095027 Kralo board wood - round with box



E095028 Kralo pattern cards square



E095031 Kralo board - plastic lid



E095060 Kralo board white square



E095061 Kralo board transparent square



E095065 Kralo board white round



E095066 Kralo board transparent round

Motor skills boards



◀ Motor skills board - counting fruit

Motor skills board that trains motor skills, counting and the ability to concentrate. The wooden discs can be moved to the right place using a magnetic pen. Size: 29.5 x 29.5 cm.

E522939 Motor skills board - counting fruit



Motor skills board - toddler ▶

Where does the rabbit belong? Move the wooden discs to the right place using a magnetic pen. Trains motor skills, spatial relations and the ability to concentrate. Size: 29.5 x 29.5 cm.

E523004 Motor skills board - toddler



Motor skills board - knobs ▶

Board with knobs to rotate around the curves, angles and squiggles. Develops hand-eye coordination and fine motor skills.

Contents:

- wooden board with 20 knobs and 12 guide patterns (29 x 29 cm)

E523146 Motor skills board - knobs



Motor skills board - flowers ▶

With the magnetic pen, move coloured balls to the flowers. Combine balls and flowers of the same colour or develop counting, by placing as many balls in a flower as the number of petals. Stimulate fine motor skills, spatial awareness and the ability to concentrate.

Contents:

- wooden magnetic board (29.5 x 29.5 cm)
- 6 cardboard assignment cards
- magnetic pen

E522963 Motor skills board - flowers

Motor skills boards ▼

With the magnetic pen and the turntable, move coloured balls through the maze as you like or by using the 6 assignment cards. Create patterns of various colours and various amounts of balls. Stimulate fine motor skills, spatial awareness and the ability to concentrate. Dimensions: 37.5 x 37.5 x 5 cm.

E522391 Motor skills board - numbers

E522392 Motor skills board - writing patterns 1

E522393 Motor skills board - writing patterns 2

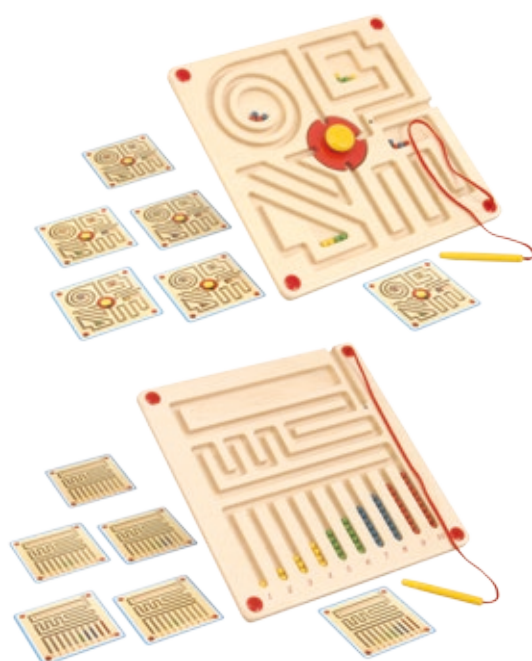
E522394 Motor skills board - shapes



Motor skills boards - treasure chest ▶

A motor skills board that trains motor skills, spatial relations and the ability to concentrate. The jewellery must be transported to the treasure by a magnetic pen. The attached sample cards provide extra differentiation, so every child can play this game on its own level. Size: 33 x 35 cm.

E523242 Motor skills boards - treasure chest



◀ Motor skills board - writing shapes

With the magnetic pen, move coloured balls through the maze as you like or by using the assignment cards. By sorting the various colours and amounts of balls, develop counting and the understanding of numbers and amounts up to 10. Stimulate fine motor skills, spatial awareness and the ability to concentrate.

Contents:

- wooden magnetic board (29.5 x 29.5 cm)
- 6 cardboard assignment cards
- magnetic pen

E522951 Motor skills board - writing shapes

E522952 Motor skills board - quantities



Motor skills cards ▲

The plastic coated cards are an excellent teaching aid for the development of handwriting and pen control. Children use the 4 sections: the top line illustrates a writing pattern; the next line shows the beginning of the same pattern; the third line is for free-form copying; and the last section is for free-form copying within a frame. Use with whiteboard markers (not included).

Contents:

- 10 motor skills cards (33.5 x 22 cm)
- 10 cover sets
- wooden box (37 x 23 x 4.5 cm)

E522274 Motor skills cards

E522230 Cover set 10 pieces

Magnetic design board ►

Copy the patterns and figures of the assignment card on your design board. Pull up the small balls with the magnetic pen. Experience with patterns and create your own design as well. Develop fine motor skills, visual discrimination and concentration.

Contents:

- 2 red design boards with magnetic pen
- 6 plastic assignment cards with 12 assignments
- wooden box (33 x 18 x 6 cm)

E523388 Magnetic design board



◀ Magnet game car

A motor skills board that trains motor skills, spatial relations and the ability to concentrate. Let the cars drive along the road and bring them to the right parking lot. Size: 29.5 x 29.5 cm.

E523312 Magnet game car

Skribi ►

Push a marble through the maze using one of the cups, while avoiding the holes. By making large writing motions on the playing board children improve hand-eye coordination and fine motor skills, important for learning to write.

Contents:

- 3 plastic playing boards
- 2 x 2 transparent cups
- 10 marbles in 2 colours
- wooden box (49 x 32 x 3.5cm), which is also the playing board

325100 Skribi



◀ Feel the number

Follow number shapes with your index finger or the wooden pen. Stimulate pre-writing skills, number shape recognition and fine motor skills.

Contents:

- 10 wooden boards with the numbers 0-9
- wooden pen
- wooden box (15 x 11.5 x 7 cm)

1312000 Feel the number

Feel the letter ▶

Follow letter shapes with your index finger or the wooden pen. Stimulate pre-writing skills, letter shape recognition and fine motor skills.

Contents:

- 28 wooden boards
- wooden pen
- wooden box (15 x 11.5 x 7 cm)

1313000 Feel the letter



◀ Sand writing

Create patterns and shapes in the sand with your index finger or the wooden pens. Stimulate pre-writing and fine motor skills. Available separately: sand writing patterns (3021420).

Contents:

- 3 wooden pens
- sand wiper
- wooden box (42 x 25 x 6 cm) (excl. sand)

3021410 Sand writing

Sand writing patterns ▶

Contents: 4 plastic cards with 8 assignments (10 x 20 x 8 cm)

3021420 Sand writing patterns



Write activity cards set 1 ▼

Practise writing movements with aquarelle pencils and afterwards simply clean the cards with a damp cloth. Develop hand-eye coordination and fine motor skills.

Contents:

- 12 plastic cards
- 4 white aquarelle pencils
- wooden box (29 x 24 x 2.5 cm)

3021510 Write activity cards set 1



Write activity cards set 2 (advanced) ▲

Practise writing movements with aquarelle pencils and afterwards simply clean the cards with a damp cloth. Develop hand-eye coordination and fine motor skills.

Contents:

- 12 plastic cards
- 4 white aquarelle pencils
- wooden box with transparent lid (29 x 24 x 2.5 cm)

3021515 Write activity cards set 2 (advanced)

Aquarelle pencils (10) ▼

10 white aquarelle pencils.

3021520

Aquarelle pencils (10)



Draw and wipe ▼

Draw to add details to pictures with a whiteboard marker. Afterwards, simply clean the card with a damp cloth. Improve fine motor skills and hand-eye coordination. Whiteboard markers not included.

Contents:

- 12 plastic coated cards with 24 assignments
- wooden box (27 x 19 x 3 cm)

3023000 Draw and wipe



Write and wipe ▲

Add sharp teeth to dinosaurs, draw waves and follow a race car. Trace and then copy patterns with whiteboard markers. Afterwards, simply clean the cards with a damp cloth. Improve hand-eye coordination and stimulate pre-writing skills. Whiteboard markers not included.

Contents:

- 12 plastic coated cards with 24 assignments
- wooden box (30.5 x 22.5 x 3 cm)

3022000 Write and wipe



Number shapes ▲

Follow the shapes of the numbers with your index finger or with the wooden pen. The shapes feature arrows with small numbers to learn the correct way of writing. Develop early writing skills as well as fine motor skills.

Contents:

- 10 blue plastic plates with relief of 0.5 cm:
 - with numbers 0 - 9 in 2 sizes (9.5 and 7 cm)
- 2 wooden 'pens'
- wooden box (29.5 x 20.5 x 7 cm)

1315000 Number shapes



Nuts and bolts (64) ▲

Go nuts! Create all sorts of shape and colour combinations and sequences with nuts and bolts. Develop hand-eye coordination, fine motor skills and colour and shape recognition.

Contents:

- 64 plastic nuts and bolts in 4 colours

E136010 Nuts and bolts (64)

Writing patterns ▼

Follow the tracks of the writing patterns with your index finger or with the wooden pen. Start with the large patterns and after that the small ones. Develop early writing skills as well as fine motor skills.

Contents:

- 10 blue plastic plates with relief of 0.5 mm
- wooden 'pen'
- wooden box with lid (29.5 x 20.5 x 7 cm)

1314000 Writing patterns



◀ Screw the shapes

Game with 3 different shapes in various colours to practise fine motor skills and hand-eye coordination.

Contents:

- wooden stand
- 9 wooden discs

E523196 Screw the shapes

Fun buttons (200) ▲

Stack, sort and lace colourful buttons with 1-5 holes. Develop hand-eye coordination, fine motor skills and colour recognition.

Contents:

- 200 plastic buttons in 5 colours
- 2 plastic end ties
- selection of coloured strings

E136011 Fun buttons (200)



◀ Chain links (200)

Create colourful series of chain links. Develop hand-eye coordination, fine motor skills and colour recognition.

Contents:

- 200 plastic chain links in 4 colours

E136013 Chain links (200)

Motor play

Motor development

Fine motor skills

Gross motor skills

Gross motor skills

Gross motor skills are all about movements of the large muscle groups and whole body movement. The main goal for children is to move in a flexible way. Playing hide and seek, aiming for a goal and modelling clay are activities which stimulate the gross motor skills.

Activity die ►

What part of the body does the die show? What can you do with it? Learn to recognise and name body parts and discover their functions. The die is made from soft plastic, which makes it safe to handle and roll quietly. Easy to clean so suitable for indoor as well as outdoor use.

Contents:

- large soft plastic die with images showing body parts (10 cm)

3011530 Activity die



Foam handball red 15 cm ▼

With this soft foam handball you will not hurt one another. The foam ball has an impregnated plastic skin and is therefore stronger, more durable and anti-tear. Dimension: 15 cm (ø).

E522449 Foam handball red 15 cm

Foam handball blue 9 cm ▼

E522481 Foam handball blue 9 cm



Hopscotch carpet ▲

Mat for playing hopscotch indoors. With anti-slip layer to prevent the mat from slipping away. Size: 200 x 95 cm. Colour: Blue or red (supplied assorted).

E009400 Hopscotch carpet

Marble mat ▼

A marble mat for inside use. With anti-slip layer to prevent the mat from slipping away. Size: 200 x 95 cm.

E009401 Marble mat



Horse harness ▶

Leather horse harness. Stimulate imagination and motor skills when playing outside.

E522091 Horse harness

Horse harness with bell ▶

Leather horse harness with bell. Stimulate imagination and motor skills when playing outside.

E522095 Horse harness with bell

Horse harness with safety button ▶

Leather horse harness with safety button and 2 bells. Stimulate imagination and motor skills when playing outside. This horse harness contains a safety button. As soon as a child get stuck somewhere, the harness opens.

E522096 Horse harness with safety button



Summer skis (2 children) ▲

These colourful summer skis encourage children to work together while exercising. The skis are made of wood and have two anti-slip rubber blocks underneath. Children build teamwork skills while they improve their coordination.

Contents:

- set of wooden skis with hand ropes (ski size: 89 x 9 cm)

E524003 Summer skis (2 children)

Stilts wood ▼

A pair of sturdy wooden stilts with adjustable foot rest heights. Develop body awareness, balance and coordination. Height: 155 cm.

E522768 Stilts wood



Throwing game ▼

Combining elements from many classic games, this fun activity encourages counting. Throw 4 rope rings onto the pins and then count your score based on the pin values. This game can be used on the floor or can be wall-mounted.

Contents:

- wooden board with 9 pins (ø 50 cm)
- 4 rope rings

E522820 Throwing game



◀ Walking stilts 12 cm

Solid, stable and robust walking stilts with an animal image. Develop gross motor skills, coordination and synchronization of movements. Includes adjustable ropes. Assorted colours. Height: 12 cm.

E522766 Walking stilts 12 cm

◀ Walking stilts 15 cm

Height: 15 cm.

E522767 Walking stilts 15 cm

Puzzle play

Encourage children to discover the world

Fit pieces into place and improve spatial reasoning skills.
Reveal and discuss shapes and images.



Puzzle play

Knob puzzles

Inlay puzzles

Jigsaw puzzles

Layer puzzles

Floor puzzles

Puzzle cases

Puzzles

Putting together a puzzle is all about trying to fit the right pieces into the right place. The main goal for children is to improve their coordination, fine motor skills, language and cognitive capacities. Solving problems, making decisions, and practising memory skills are activities that are stimulated by doing puzzles.

Knob puzzles

Knob puzzles develop thumbs opposition. This is an important fine motor skill for children to learn how to grasp things.

Knob puzzle - fruit ▶

Contents:

- wooden frame (28 x 28 cm)
- 10 wooden lift-out shapes

E523341 Knob puzzle - fruit

Knob puzzle - pets ▶

Contents:

- wooden frame (28 x 28 cm)
- 10 wooden lift-out shapes

E523342 Knob puzzle - pets

Knob puzzle - vegetables ▶

Contents:

- wooden frame (28 x 28 cm)
- 10 wooden lift-out shapes

E523331 Knob puzzle - vegetables

Knob puzzle - farm ▶

Contents:

- wooden frame (28 x 28 cm)
- 10 wooden lift-out shapes

E523332 Knob puzzle - farm

Knob puzzle - tools ▶

Contents:

- wooden frame (34 x 34 cm)
- 12 wooden lift-out shapes

E523333 Knob puzzle - tools



Knob puzzle - geometric shapes ▶

Contents:

- wooden frame (34 x 34 cm)
- 12 wooden lift-out shapes

E522926 Knob puzzle - geometric shapes

Knob puzzle - vehicles ▶

Contents:

- wooden frame (34 x 34 cm)
- 11 wooden lift-out shapes

E522924 Knob puzzle - vehicles

Knob puzzles surprise

Surprise knob puzzles. Lift a puzzle piece and discover something is hidden! The revealed image relates to the puzzle piece.

Knob puzzle surprise - bedroom ▶

Contents:

- 8 wooden lift-out puzzle pieces with knobs
- wooden puzzle frame (28 x 28 cm)

E522402 Knob puzzle surprise - bedroom

Knob puzzle surprise - birthday ▶

Contents:

- 9 wooden lift-out puzzle pieces with knobs
- wooden puzzle frame (28 x 28 cm)

E522403 Knob puzzle surprise - birthday

Knob puzzle surprise - picnic ▶

Contents:

- 9 wooden lift-out puzzle pieces with knobs
- wooden puzzle frame (28 x 28 cm)

E522404 Knob puzzle surprise - picnic

Knob puzzle surprise - animal houses ▶

Contents:

- 9 wooden lift-out puzzle pieces with knobs
- wooden puzzle frame (28 x 28 cm)

E522405 Knob puzzle surprise - animal houses



Puzzle play

Knob puzzles

Inlay puzzles

Jigsaw puzzles

Layer puzzles

Floor puzzles

Puzzle cases

Inlay board puzzles

Wooden inlay board puzzles with 5 pieces. Learn to differentiate between size changes. The pieces can also stand up to sort three dimensional. Without knobs. Wooden board: 10 x 38 cm.

Inlay board puzzle - horse ▼

E522863



Inlay board puzzle - sheep ▼

E523025



Inlay board puzzle - cow ▼

E523026



Inlay board puzzle - duck ▼

E523027



Puzzle play

Knob puzzles

Inlay puzzles

Jigsaw puzzles

Layer puzzles

Floor puzzles

Puzzle cases

Jigsaw puzzles

Child-animal puzzle box ▶

Set of 8 jigsaw puzzles featuring children with their pets.

Contents:

- 8 wooden puzzles (18 x 18 cm)
- the puzzles contain 6 x 4 pieces and 2 x 6 pieces
- wooden box (42 x 22 x 6 cm)

E522346 Child-animal puzzle box



◀ Vehicle puzzle box

Trains, planes and automobiles are some of the themes children love. This complete set of 10 colourful jigsaws has wonderful illustrations with a transportation theme. With increase in difficulty.

Contents:

- 10 wooden puzzles (20 x 14 cm)
- the puzzles contain 5 x 6 pieces and 5 x 8 pieces
- wooden box (30 x 21 x 6 cm)

E522350 Vehicle puzzle box

Puzzle sets girls / boys ▶

Set of 4 puzzles with theme Girls or Boys. The puzzles vary from 9 to 12 pieces with straight or wavy edges.

Contents:

- 4 wooden puzzle frames (20 x 20 cm)
- 9 or 12 plastic puzzle pieces per puzzle (2.5 mm)

E522056 Puzzle set girls - set of 4

E522057 Puzzle set boys - set of 4



Baby puzzles ▶

Wooden puzzles with theme 'Baby'. The set contains 4 themes with situations that show life with a new baby in the house. The puzzles vary from 9 to 12 pieces. Available separately or as a set of 4.

Contents:

- wooden frame (24 x 24 cm)
- 9 or 12 wooden jigsaw pieces

E522676 Baby puzzle - sleeping (12)

E522677 Baby puzzle - taking a bath (12)

E522678 Baby puzzle - eating (9)

E522679 Baby puzzle - playing (9)

E522684 Baby puzzles - set of 4



◀ Animal puzzles mother + child

Animal puzzles Mother + child. The puzzles vary from 6 to 12 plastic pieces each and have square or rectangular pieces. Available separately or as a set of 8.

Contents:

- wooden frame (24 x 24 cm)
- 6 or 12 plastic puzzle pieces (2.5 mm)

E522276 Animal puzzle mother + child - giraffe (6)

E522277 Animal puzzle mother + child - crocodile (6)

E522278 Animal puzzle mother + child - panda (8)

E522279 Animal puzzle mother + child - monkey (8)

E522280 Animal puzzle mother + child - elephant (9)

E522281 Animal puzzle mother + child - zebra (9)

E522282 Animal puzzle mother + child - penguin (12)

E522283 Animal puzzle mother + child - hippo (12)

E522633 Animal puzzles mother + child - set of 8



Health puzzles ▶

This range shows children situations relating to health in daily life. Wooden puzzle with 16 pieces. Available separately or as a set of 4.

Contents:

- wooden frame (34 x 34 cm)
- 16 wooden jigsaw pieces

E522551 Health puzzle - dentist (16)

E522552 Health puzzle - doctor (16)

E522553 Health puzzle - vet (16)

E522554 Health puzzle - hospital (16)

E522557 Health puzzles - set of 4



◀ Hygiene puzzles

A series of 4 wooden puzzles with theme 'Personal hygiene'. The puzzles contain either 16 or 25 wooden pieces. Available separately or as a set of 4.

Contents:

- wooden frame (34 x 34 cm)
- 16 or 25 wooden jigsaw pieces

E522590 Hygiene puzzle - washing your hands (16)

E522591 Hygiene puzzle - bath time (16)

E522592 Hygiene puzzle - getting dressed (25)

E522593 Hygiene puzzle - brushing your teeth (25)

E522594 Hygiene puzzles - set of 4

Children's activities puzzles ▶

This range shows children's activities with 4 different situations. The wooden puzzles contain 24 pieces. Available separately or as a set of 4.

Contents:

- wooden frame (40 x 28 cm)
- 24 wooden jigsaw pieces

E522570 Children's activities puzzle - party (24)

E522571 Children's activities puzzle - farm visit (24)

E522572 Children's activities puzzle - picnic (24)

E522573 Children's activities puzzle - playground (24)

E522627 Children's activities puzzles - set of 4



Augmented Reality

Power puzzles - Augmented Reality

Scan the empty puzzle frame, make the puzzle and bring it to life! Download the app for free in the AppStore or GooglePlay. The AR-apps contain a series of educational exercises to extend vocabulary (stories, rhymes and songs), but also exercises to stimulate motor skills (preparatory writing skills) and exercises with shapes and colours. The puzzles contain either 24 or 35 wooden pieces. Available separately or as a set of 4.

Contents:

- wooden frame (40 x 28 cm)
- 24 or 35 wooden jigsaw puzzle pieces
- AR-app for Apple and Android (to be downloaded for free)

E523301 Power puzzle AR - formula 1

E523302 Power puzzle AR - boat race

E523303 Power puzzle AR - motocross

E523304 Power puzzle AR - air show

E523305 Power puzzles AR - set of 4



Technique puzzles ►

A series of 4 wooden puzzles with theme 'Technique'. The puzzles contain either 24 or 35 pieces. Available separately or as a set of 4.

Contents:

- wooden frame (40 x 28 cm)
- 24 or 35 wooden jigsaw pieces

E523294 Technique puzzle - garage (24)

E523295 Technique puzzle - airdock (24)

E523296 Technique puzzle - workshop (35)

E523297 Technique puzzle - shipyard (35)

E523298 Technique puzzles - set of 4



◀ Above and beneath puzzles

What is going on above and beneath the ground and water? Set of 4 wooden puzzles with 28 or 35 pieces. Available separately or as a set of 4.

Contents:

- wooden frame (40 x 28 cm)
- 28 or 35 wooden jigsaw pieces

E523373 Above and beneath puzzle - into the woods

E523374 Above and beneath puzzle - into the jungle

E523375 Above and beneath puzzle - into the garden

E523376 Above and beneath puzzle - into the sea

E523377 Above and beneath puzzles - set of 4



Transport puzzles ▶

A series of 4 wooden puzzles with theme 'Transport'. The puzzles have an increase in difficulty with 16, 25, 36 and 49 pieces. Available separately or as a set of 4.

Contents:

- wooden frame (34 x 34 cm)
- 16, 25, 36 or 49 wooden jigsaw pieces

E522067 Transport puzzle - airport (16)

E522068 Transport puzzle - train station (25)

E522069 Transport puzzle - ferry (36)

E522070 Transport puzzle - traffic (49)

E522071 Transport puzzles - set of 4



◀ Astronautics puzzles

A series of wooden puzzles with theme 'Astronautics'. The diversity within this series makes it suitable for introducing science instruction and class discussion. All puzzles contain 36 pieces. Available separately or as a set of 4.

Contents:

- wooden frame (40 x 40 cm)
- 36 wooden jigsaw pieces

E523229 Astronautics puzzle - rocket (36)

E523230 Astronautics puzzle - astronaut (36)

E523231 Astronautics puzzle - earth (36)

E523232 Astronautics puzzle - stars and planets (36)

E523228 Astronautics puzzles - set of 4

Street action puzzles ▶

A series of 4 wooden puzzles with theme 'Street action'. The puzzles have an increase in difficulty with 16, 25, 36 and 49 pieces. Available separately or as a set of 4.

Contents:

- wooden frame (34 x 34 cm)
- 16, 25, 36 or 49 wooden jigsaw pieces

E522072 Street action puzzle - rescue (16)

E522073 Street action puzzle - fire (25)

E522074 Street action puzzle - road building (36)

E522075 Street action puzzle - trash collection (49)

E522076 Street action puzzles - set of 4



Dino puzzles ▶

This series of puzzles is one every dinosaur lover should have. The wooden puzzles have an increase in difficulty with 36, 49 and 64 pieces. Available separately or as a set of 4.

Contents:

- wooden frame (40 x 40 cm)
- 36, 49 or 64 wooden jigsaw pieces

E523223 Dino puzzle - on the land (36)

E523224 Dino puzzle - in the water (49)

E523225 Dino puzzle - in the ice age (49)

E523226 Dino puzzle - excavation (64)

E523243 Dino puzzles - set of 4



◀ Seasons puzzles 1

Every season is featured in this series of 4 puzzles. The pictures show scenes outside the same house but at different times of the year. One season per puzzle. The set has an increase in difficulty with 2x 9 and 2x 16 pieces. Available separately or as a set of 4.

Contents:

- wooden frame (34 x 34 cm)
- 9 or 16 wooden jigsaw pieces

E522855 Seasons puzzle 1 - spring (9)

E522856 Seasons puzzle 1 - summer (16)

E522857 Seasons puzzle 1 - autumn (9)

E522858 Seasons puzzle 1 - winter (16)

E522859 Seasons puzzles 1 - set of 4

Seasons puzzles 2 ▶

Every season is featured in this series of 4 puzzles. The pictures show scenes outside the same house but at different times of the year. One season per puzzle. The set has an increase in difficulty with 25, 36, 49 and 64 pieces. Available separately or as a set of 4.

Contents:

- wooden frame (40 x 40 cm)
- 25, 36, 49 or 64 wooden jigsaw pieces

E522623 Seasons puzzle 2 - spring (25)

E522624 Seasons puzzle 2 - summer (36)

E522625 Seasons puzzle 2 - autumn (49)

E522626 Seasons puzzle 2 - winter (64)

E522116 Season puzzles 2 - set of 4



Holiday puzzles ▶

Set of 4 wooden puzzles with appealing holiday activities. All puzzles contain 49 pieces. Available separately or as a set of 4.

Contents:

- wooden frame (40 x 40 cm)
- 49 wooden jigsaw pieces

E523267 Holiday puzzle - cruise (49)

E523268 Holiday puzzle - winter sports (49)

E523269 Holiday puzzle - camping (49)

E523270 Holiday puzzle - safari (49)

E523271 Holiday puzzles - set of 4



◀ European cities puzzles

Explore great cities in Europe with these wooden puzzles of famous buildings. All puzzles contain 49 pieces. Available separately or as a set of 4.

Contents:

- wooden frame (40 x 40 cm)
- 49 wooden jigsaw pieces

E523257 European cities puzzle - Paris (49)

E523258 European cities puzzle - Moscow (49)

E523259 European cities puzzle - London (49)

E523260 European cities puzzle - Pisa (49)

E523261 European cities puzzles - set of 4

Recreation puzzles ▶

Set of 4 wooden puzzles regarding several recreative activities. All puzzles contain 64 pieces. Available separately or as a set of 4.

Contents:

- wooden frame (40 x 40 cm)
- 64 wooden jigsaw pieces

E522615 Recreation puzzle - children's farm (64)

E522616 Recreation puzzle - zoo (64)

E522617 Recreation puzzle - amusement park (64)

E522618 Recreation puzzle - swimming pool (64)

E522099 Recreation puzzles - set of 4



Shopping puzzles ▶

Full of detail and talking points, these 4 wooden puzzles depict several shops. All puzzles contain 81 pieces. Available separately or as a set of 4.

Contents:

- wooden frame (40 x 40 cm)
- 81 wooden jigsaw pieces

E522162 Shopping puzzle - supermarket (81)

E522163 Shopping puzzle - ice cream parlour (81)

E522164 Shopping puzzle - toy shop (81)

E522165 Shopping puzzle - bakery (81)

E522161 Shopping puzzles - set of 4



◀ Above and beneath puzzles 120

What is going on above and beneath the ground and water? Set of 4 advanced wooden puzzles. All puzzles contain 120 pieces. Available separately or as a set of 4.

Contents:

- wooden frame (40 x 50 cm)
- 120 wooden jigsaw pieces

E522851 Above and beneath puzzles 120 - sea

E522852 Above and beneath puzzles 120 - lake

E522853 Above and beneath puzzles 120 - woods

E522854 Above and beneath puzzles 120 - city

E522850 Above and beneath puzzles 120 - set of 4

Triama - butterflies ▶

Practise solving a puzzle in a different way with this puzzle's specific shape formed by triangles. The aim is to complete the butterflies or flowers.

Contents:

- wooden frame (34 x 34 cm)
- 24 wooden triangles

E522825 Triama - butterflies

E522826 Triama - flowers





Puzzle play

Knob puzzles

Inlay puzzles

Jigsaw puzzles

Layer puzzles

Floor puzzles

Puzzle cases

Seasons puzzle in 4 layers ►

A 4 layered wooden puzzle that shows the 4 seasons: spring, summer, autumn, winter. All layers contain 7 puzzle pieces.

Contents:

- wooden frame (34 x 22 cm)
- 28 wooden puzzle pieces

E523227 Seasons puzzle in 4 layers



◀ Getting dressed puzzle boy / girl

These 3 layered puzzles contain children getting dressed. Each layer has the same piece shapes so the different layers can be interchanged. All layers contain 3 puzzle pieces.

Contents:

- inlay board (34 x 22 cm)
- 9 wooden puzzle pieces

E522019 Getting dressed puzzle - boy

E522020 Getting dressed puzzle - girl

Layer puzzle daily rhythm ►

A 4 layered puzzle that shows the daily rhythm of a child. The first layer contains 4 puzzle pieces, the second layer 8 pieces, the third layer 12 pieces and the last contains 16 pieces.

Contents:

- wooden layered puzzle frame 30 x 30 cm
- 40 wooden puzzle pieces

E523060 Layer puzzle daily rhythm



Growth puzzles ▶

Wooden layered puzzles that help to present the growth cycle concept. The series shows the passage of time with the development of the images. Each phase of growth is larger and requires more pieces to complete the picture.

Contents:

- wooden layered puzzle frame (24 x 24 x 2 cm)
- 31 wooden puzzle pieces

E522009 Growth puzzle - tulip

E522011 Growth puzzle - grandmother

E522012 Growth puzzle - chicken

E522013 Growth puzzle - frog

E522014 Growth puzzle - butterfly

E522015 Growth puzzle - grandfather

E522016 Growth puzzle - bird

E522018 Growth puzzle - sunflower

E522221 Growth puzzle - turtle



◀ Puzzles in 2 layers

Set of 4 wooden puzzles with 2 layers that show the inside and the outside of a truck, fire engine, police car and ambulance. The bottom layer contains 25 pieces, the top layer 64 pieces. Available separately or as a set of 4.

Contents:

- wooden frame (40 x 40 cm)
- 89 wooden puzzle pieces

E523252 Puzzle in 2 layers - truck

E523253 Puzzle in 2 layers - fire engine

E523254 Puzzle in 2 layers - police car

E523255 Puzzle in 2 layers - ambulance

E523256 Puzzles in 2 layers - set of 4



Puzzle play

Knob puzzles

Inlay puzzles

Jigsaw puzzles

Layer puzzles

Floor puzzles

Puzzle cases

Zoo puzzles - set of 4 ►

Set of 4 wooden puzzles that can be put together to form one large puzzle that measures 72 x 72 cm. They can also be used as 4 individual puzzles.

Contents:

- 4 wooden puzzles with 50 pieces in total: 2 x 9 and 2 x 16
- size per puzzle: 36 x 36 cm
- size in total: 72 cm

E522965 Zoo puzzles - set of 4



Puzzle play

Knob puzzles

Inlay puzzles

Jigsaw puzzles

Layer puzzles

Floor puzzles

Puzzle cases

Universal puzzle case (empty) ▶

The perfect solution for neatly storing lots of differently sized puzzles, up to 40 x 40 cm. This wooden case has 13 shelves. Dimensions: 80 x 49 x 13 cm.

E522427 Universal puzzle case (empty)



Puzzle case 24 (empty) ▶

Wooden puzzle case for 8 puzzles with size 24 x 24 cm, for example the Growth puzzles. Dimensions of the case: 27.5 x 21.5 x 29 cm.

E522017 Puzzle case 24 (empty)



Puzzle case 34 (empty) ▶

Suitable for all types of 34 x 34 cm puzzles. Holds up to 8 puzzles. Dimensions of the case: 38 x 24 x 26 cm.

E522054 Puzzle case 34 (empty)



Pretend play

Create your own world to enter the big world

Improve your self-confidence by acting out your own role play.



Pretend play

Furniture and accessories

Dressing up

Furniture and accessories

Experience pretend play with our furniture and accessories. Create your own living room, supermarket or kitchen and act out daily life situations. Pretend with Educo.

Cube chair ▶

The Cube chair has 2 seat heights and can also be used as a table. Made of transparent lacquered multiplex. Will be delivered flat-packed. Seat height: 15 and 21 cm. Dimensions: 34 x 34 x 34 cm.

E523098 Cube chair



Cube table ▶

The Cube table is made of transparent lacquered multiplex. Will be delivered flat-packed. Dimensions: 70 x 70 x 46 cm.

E523100 Cube table



◀ Chair

Stackable chair with handy grip to move it around. Made of transparent lacquered multiplex. Will be delivered flat-packed. Seat height: 28 cm.

E523101 Furniture - Chair

◀ Table

Round table made of transparent lacquered multiplex. Will be delivered flat-packed. Dimensions: 70 x 50 cm (ø x h).

E523103 Furniture - Table

Cupboard ▶

This cupboard contains drawers and a place to hang clothes. All Educo cabinets are equipped with safety hinges, which have a built-in shock absorber. Doors close soft and silent. Height: 59 cm. Dimensions: 67 x 37 x 67 cm.

E009108 Cupboard



Doll changing pillow ▲

The detachable cover is washable at 30 degrees Celsius. Dimensions: 50 x 30 cm.

E523024 Doll changing pillow

Broom stand ▶

Wooden stand for 6 brooms, 2 dustpans and 2 brushes. Accessories sold separately. Will be delivered flat-packed, easy to assemble. Height: 55 cm.

E522472 Broom stand

Street broom ▶

Street broom in child size. Unvarnished. Size stick: 70 cm.

E522060 Street broom

Room broom (soft) ▶

Room broom (soft) in child size. Varnished. Size stick: 70 cm.

E522062 Room broom (soft)



Hand brush wood ▼

Hand brush wood in child size. Varnished.

E522064 Hand brush wood



◀ Doll clothes airer wood

Allow your laundry to dry on this clothes airer. Will be delivered flat-packed, easy to assemble. Dimensions: 54 x 32 x 67 cm.

E522478 Doll clothes airer wood

Dustpan plastic ▼

Dustpan plastic in child size. Can be used both indoor and outdoor. To be used in conjunction with the Educo hand brush (E512052).

E512051 Dustpan plastic



Hand brush ▼

Hand brush plastic in child size. Can be used both indoor and outdoor. To be used in conjunction with the Educo dustpan (E512051).

E512052 Hand brush



Pillow and blankets ▼

Tuck your doll into bed for a good night's sleep. Pillow and blanket combination for the doll crib (E522475).

E106064 Pillow and blanket, blue

E106065 Pillow and blanket, red



◀ Doll crib wood

Wooden doll crib. Equipped with an extra sturdy bed base. Will be delivered flat-packed. Dimensions: 62 x 28 cm.

E522475 Doll crib wood

Ironing board ▼

Wooden ironing board with foldaway legs. Adjustable in 3 positions. Dimensions: 80 x 22 x 62 cm.

E009115 Ironing board



Iron ▼

Wooden iron. To be used in conjunction with Ironing board (E009115).

E009116 Iron



▶ Toy photo camera

Camera with a push button and a kaleidoscope lens. Size: 13 x 10 cm.

E522173 Toy photo camera



Telephone set ▶

Set of 2 wooden telephones with push buttons in holder. Telephone size: 11 x 5.5 cm. Size of holder: 16 x 5.5 cm.

E522365 Telephone set



Doll buggy wood ▲

Contemporary four-wheeled buggy for dolls. With fabric lining and solid plastic wheels with EVA foam tyres. Does not leave marks on floors. Will be delivered flat-packed. Push bar height: 51 cm.

E522459 Doll buggy wood



▶ Microphone

Today you are the star! Pretend being a singer or host with this microphone.

Contents:

- wooden microphone with push button (approx. 18 cm)

900000008 Microphone



▶ Doll chair

Sturdy wooden doll chair. Will be delivered flat-packed. Height: 55 cm.

E523178 Doll chair

Doll pram wood ▲

Wooden buggy for dolls with 4 solid wheels and EVA foam tyres. Does not leave marks on floors. Will be delivered flat-packed. Push bar height: 51 cm. Dimension of the container: 60 x 31 cm.

E522495 Doll pram wood

Kitchen corner

All components of the Educo Kitchen Corner are made of varnished multiplex. They are mutually compatible and have uniform measurements. All doors are equipped with safety hinges which have a built-in shock absorbers, in order to protect the child's fingers.



◀ ◀ Kitchen corner - cooker

Wooden 4-burner stove with storage space. The door is fitted with a plexiglass transparent window. Will be delivered flat-packed. Dimensions: 43 x 40 x 62 cm.

E522690 Kitchen corner - cooker

◀ Kitchen corner - refrigerator

Wooden refrigerator with 2 plexiglass shelves. The inside of the door is equipped with an egg rack, a butter rack and a bottle rack. Will be delivered flat-packed. Dimensions: 43 x 40 x 62 cm.

E522691 Kitchen corner - refrigerator

Kitchen corner - sink unit ▶ ▶

Wooden sink unit equipped with a shelf and a drawer. Will be delivered flat-packed. Dimensions: 80 x 40 x 62 cm.

E522693 Kitchen corner - sink unit

Kitchen corner - washing machine ▶

Wooden washing machine with a metal drum and a detergent tray. The door is made of plexiglass. Will be delivered ready assembled. Dimensions: 43 x 40 x 62 cm.

E522692 Kitchen corner - washing machine



Kitchen centre ▶

This wooden kitchen centre contains everything you need for your pretend kitchen play. Features 4 black hot plates, cooker controls, an oven, a microwave and a sink. Will be delivered flat-packed. Dimensions: 73 x 37 x 95 cm. Height counter top: 62 cm.

E009417 Kitchen centre

Available separately:

E009418 Washing up bowl



◀ Washing up bowl

Separate red plastic washing up bowl. Fits to the Kitchen centre (E009417) and Sink unit (E522693)

E009418 Washing up bowl



◀ Toy cutlery plastic 24 pieces in wooden box

This three-compartment wooden drawer contains a 24-piece cutlery set. The cutlery comes in an assortment of colours and consists of knives, forks, spoons and small spoons.

Contents:

- plastic cutlery, 24 pieces
- wooden box (20 x 16 x 5 cm)

E522147 Toy cutlery plastic 24 pieces in wooden box

Toaster ▼

A 'real' working wooden toaster, including 2 slices of bread. Dimensions: 20 x 13 x 5 cm.

E523114 Toaster



Coffee-maker ▼

Wooden coffee-maker. The coffee pads are included. Height: 21 cm.

E523113 Coffee-maker



Fruit set large (24) ▶

Delicious fruit of indestructible plastic! Perfectly suited for pretend play. Fruit set large has the size of real fruit, the fruit set small contains smaller fruit pieces. Both sets contain 24 pieces.

E522366 Fruit set large (24)

E522371 Fruit set small (24)



Milk, yoghurt and cheese set (12) ▶

A set of 12 plastic pieces containing milk, yoghurt and a fine selection of cheese.

E522370 Milk, yoghurt and cheese set (12)



◀ Pizza set (8)

The plastic pizza can be cut into pieces and reassembled by means of the Velcro. The set contains 6 plastic pizzas, pizza cutter and pizza scoop.

E522384 Pizza set (8)

Vegetable set (12) ▶

12 different kinds of plastic vegetables. All vegetables have the right shape, size and colour.

E522372 Vegetable set (12)



◀ Fish set (12)

Various kinds of fish (sardine, plaice, perch, trout, etc.). The set includes 12 plastic pieces, including chips to create your own fish and chips meal.

E522376 Fish set (12)

Meat set (12) ▶

Various kinds of meat. The set includes 12 plastic pieces, including chips.


E522377 Meat set (12)



Egg set ▶

12 plastic boiled and fried eggs.

E522382 Egg set



▶ Toy ice cream (12)

12 plastic ice creams.

E522396 Toy ice cream (12)



Biscuits and cakes (12) ▶

12 plastic biscuits and cakes.

E522406 Biscuits and cakes (12)



▶ Toy bread (6)

6 plastic toy breads.

E522407 Toy bread (6)



Toy cheese (6) ▶

6 plastic pieces of cheese.

E522408 Toy cheese (6)



▶ Toy croissants plastic (24)

24 plastic croissants.

E522604 Toy croissants plastic (24)



Role play furniture unit ▶

Set up themed play situations in just a few minutes with this multifunctional unit, such as a market stall, hairdressing salon, ticket office and travel agency. Ideal for classrooms with limited space. Will be delivered flat-packed. Easy to assemble. Dimensions: 120 x 55 x 130 cm.

E522192 Role play furniture unit



Store shelves ▶

Place all kinds of shopping materials in these store shelves. Will be delivered flat packed. Dimensions: 90 x 30 x 90 cm.

E006707 Store shelves



Shopping trolley ▼

Shopping trolley with a solid wooden frame, basket and tray, and extra-large rubber tyres to carry a lot of groceries! Dimensions: 36 x 23 cm. Push bar height: 60 cm.

E009203 Shopping trolley



◀ Shop playhouse

This 3-sided wooden play shop contains shelves, a service counter and a blackboard for special offers. Perfect for role-play. Flat pack design, simple construction. Accessories not included. Dimensions: 120 x 100 x 50 cm.

E006706 Shop playhouse

◀ Cash register wood

Play and practise money transactions. The wooden cash register features push buttons, a money tray and a pretend credit card. The money display is connected to the cash register with a strong magnet. Dimensions: 24 x 24 x 13 cm.

E523006 Cash register wood



Mirror with wooden bar ▶

Babies and toddlers are fascinated by mirrors. By observing themselves in the mirror they discover their own identity and movements. A solid, unbreakable mirror (127 x 69 cm) with a wooden frame. The mirror comes with a wooden handrail, adjustable in 3 heights. By grabbing the rail, children can pull themselves up and walk along the mirror. The mirror can be fixed both horizontally and vertically. Dimensions: 69 x 127 cm.

E522574 Mirror with wooden bar



▶ Play car large

Play car for 6 children. With game elements such as a key, a gear shift and a steering wheel. Made of birch multiplex. Will be delivered flat-packed. Seat height: 25 cm. Dimensions: 120 x 75 x 45 cm.

E523181 Play car large



Steering box ▶

Wooden steering unit with gear stick and 2 pedals for imaginative drivers. Dimensions: 37 x 37 x 39 cm.

E009415 Steering box



▶ Play boat large

Large play boat with game elements such as a ship's wheel, rudder, gangway and an anchor. Made of birch multiplex. Will be delivered flat-packed. Seat height: 25 cm. Dimensions: 150 x 100 x 80 cm.

E523182 Play boat large

Farmhouse wood ▼

Explore your imagination with this fabulous farmhouse. The roof can be opened, creating room for play. Accessories not included. Will be delivered flat-packed. Dimensions: 50 x 24 x 28 cm.

E522642 Farmhouse wood



Building mat ▲

Building mat with low pile and piped edges. Size: 100 x 150 cm.

E009139 Grey building mat

E009145 Blue building mat

E009146 Red building mat

Garage ▶

This wooden car park invites you to instantly start to play. It even has a real car lift and a heliport. Dimensions: 36 x 66 x 48 cm.

E525027 Garage



◀ Garage large

Wooden garage with plenty of possibilities for play: parking deck, petrol station, car lift and a repair shop on the ground floor. Dimensions: 77 x 50 x 47 cm.

E523005 Garage large



Railway train set ▶

Comprehensive railway set with durable wooden tracks and a village with inhabitants. The trains are connected with magnets. Contains 116 pieces in a plastic storage box.

E522996 Railway train set



◀ Building mat rack

Wooden holder to store 4 play mats. Dimensions: 34 x 33 x 74 cm.

E009137

Building mat rack



▶ Play mat 120 x 200 cm - city

Traffic mat on which children can create and copy traffic situations. Can be used in combination with world game materials such as cars, figures, blocks, etc. Other play mats can be connected. The mat is made of plastic, which makes it easy to clean. Size: 200 x 120 cm.

E523152 Play mat 120 x 200 cm - city

◀ Play mat 120 x 200 cm - farm/zoo

Traffic mat with a farm and a zoo. Can be used in combination with world game materials such as animals, fences, cars, etc. Other playing mats can be connected. The mat is made of plastic, which makes it easy to clean. Size: 200 x 120 cm.

E523163 Play mat 120 x 200 cm - farm/zoo

Traffic play mats ▶

Traffic play mat with low pile and piped edges.

E009402 Traffic play mat farm 150 x 200 cm

E009403 Traffic play mat city 140 x 200 cm.

E009402



E009403

◀ Dolls house

Explore family life and become a creative interior designer. Will be delivered flat-packed. Dimensions: 80 x 42 x 56 cm. Accessories not included.

E525016 Dolls house

E525018 Dolls house - dining room

E525019 Dolls house - bedroom

E525020 Dolls house - family

E525021 Dolls house - living room

E525022 Dolls house - bath room

E525023 Dolls house - kitchen

E525024 Dolls house - car

E525030 Dolls house - master bedroom



E525018



E525019



E525020



E525021



E525022



E525023



E525024



E525030

Pretend play

Furniture and accessories

Dressing up



Dressing up clothes

You will become someone else in a jiffy with these cheerful dressing up clothes. Wear them over your own clothes. It has a Velcro fastening. Washable at 30 degrees Celsius. For children between 2.5 and 6 years.

E575251 Dressing up clothes - Indian (incl. headpiece)

E575252 Dressing up clothes - fireman (excl. helmet)

E575253 Dressing up clothes - doctor

E575254 Dressing up clothes - chef (incl. hat and apron)

E575255 Dressing up clothes - king (incl. crown)

E575256 Dressing up clothes - princess (incl. crown)

E575259 Dressing up clothes - magician (incl. hat)

E575260 Dressing up clothes - pirate (incl. top and eye patch)

E575261 Dressing up clothes - knight

E575263 Dressing up clothes - train driver (incl. hat)

E575264 Dressing up clothes - explorer

E575265 Dressing up clothes - mailman (incl. hat)

E575266 Dressing up clothes - captain (incl. hat)

E575267 Dressing up clothes - astronaut

E575268 Dressing up clothes - cowboy

E575269 Dressing up clothes - worker

E575205 Helmet fire man



E575251



E575252



E575253



E575254



E575255



E575256



E575259



E575260



E575261



E575263



E575264



E575265



E575266



E575267



E575268



E575269



E575205

Dressing up clothes

E575270 Dressing up clothes 1 -
set of 4

E575271 Dressing up clothes 2 -
set of 4

E575272 Dressing up clothes for professions -
set of 5



E575272



E575270



E575271

Clothes rack ▶

This wooden clothes rack offers place for hats, dresses and shoes. As it is provided with a full size mirror, the children can admire themselves when they are dressed up. The shoes and hats can be kept in the plastic storage box (not included).
Dimensions: 130 x 75 x 45 cm.

E009114 Clothes rack

Plastic storage box ▶

Plastic storage box for Clothes rack E009114.

E578930 Plastic storage box



Keyword Index

3D flowers	74	Belobigungsstempel Spitze	127	Colour die	72
3-Dimensions	93	Beloningsstempels balloon	125	Colour dominoes	71
3 stages story	57	Beloningsstempels goed gedaan	125	Colour nuance	73
4 stages story	57	Beloningsstempels vet cool	125	Colour sticks	17
5 stages story	57	Biscuits and cakes (12)	169	Combi	100
59 Stempel in Schachtel	127	Blindfolds - set of 4	110	Combi letters	123
60 Buchstabenstempel volle Linien	126	Block in sight	93	Combino	109
60 Letterstempels in kunststof doos	113	Bolt together	102	Combino animals	109
A		Boxes	121	Comprehension lotto	99
Abacus 3 x 20 pupils	36	Broom stand	164	Counters	44
Abacus 5 x 10 pupils	36	Buchstabenkasten magnetisch	126	Counters, two-coloured	44
Abacus 5 x 10 teacher	36	Building bricks Twin blocs	87	Counting bus with trailer - large	18
Abacus 5 x 20 pupils	36	Building mat	171	Counting bus with trailer - mini	18
Abacus 5 x 20 teacher	36	Building mat rack	172	Counting caps (300)	20
Above and beneath puzzles	152	Building spatial	84	Counting circle	16
Above and beneath puzzles 120	156	Build together	103	Counting diagram 1 - 5	15
Activity die	142	C		Counting diagram 6 - 10	15
Animal doku	108	Cards with tally marks 0-20	30	Counting diagrams 11 - 15 + 16 - 20	16
Animal puzzles mother + child	149	Cash register wood	170	Counting eggs	20
Apple tree counting game	24	Castle building bricks	87	Counting frame cards up to 20	27
Aquarelle pencils (10)	140	Cause and effect	58	Counting frame stamps	27
Arbeid naar keuze	118	Chain links (200)	141	Counting frame up to 20 pupils	26
Area	51	Chair	163	Counting frame up to 20 teacher	26
Astronautics puzzles	153	Child-animal puzzle box	148	Counting frame up to 100 pupils	33
Audio-lotto	107	Children's activities puzzles	150	Counting hands (2)	20
B		Circo	92	Counting memo	14
Baby puzzles	149	Clips chalkboard (5)	35	Counting memory	14
Balls Split(s)box pupils	26	Clips wipe-clean (5)	35	Counting panorama	16
Balls Split(s)box teacher	26	Clock analogue-digital pupils	67	Counting rail	34
Base 10 assortment	32	Clock analogue-digital teacher	65	Counting street	17
Base 10 magnetic 3D	33	Clock basic teacher	65	Covering plate	52
Base 10 magnetic assortment blank	32	Clock dominoes analogue-digital	68	Cube chair	163
Base 10 pupils	33	Clock hours and minutes pupils	66	Cube table	163
Base 10 set	32	Clock hours and minutes yellow pupils	67	Cupboard	163
Base 10 stamps	33	Clock magnetic teacher	65	D	
Basic-fraction dominoes	42	Clock round up to 24 - analogue pupils	66	Decimal dominoes	47
Bead bar up to 100 pupils	34	Clocks 12 and 24 hours pupils	66	Details	108
Bead bar up to 100 teacher	34	Clocks 12 hours pupils	66	Diagram daily rhythm	58
Beads counting game	129	Clocks hours and minutes pupils	66	Diagram environment	78
Beads pattern game	77	Clock small pupils	67	Diagram food	78
Bead string up to 10 pupils	28	Clock stamp analogue - digital 12 hours	68	Diagram Volume	52
Bead string up to 10 teacher	27	Clock stamp analogue - digital 24 hours	68	Dice 1-12	31
Bead string up to 20 pupils	28	Clock stamps 4 cm	68	Dice -6 up to 6	31
Bead string up to 20 teacher	28	Clock stamps 6 cm	68	Dice blank	43
Bead string up to 30 pupils	28	Clock synchronous pupils	66	Dice chalkboard (4)	43
Bead string up to 30 teacher	28	Clock synchronous teacher	64	Dice wipe-clean (4)	43
Bead string up to 100 pupils	34	Clock synchronous yellow pupils	67	Dino puzzles	154
Bead string up to 100 pupils	35	Clock with removable numbers	64	Direction game	83
Bead string up to 100 teacher	34	Clock with various clock faces teacher	65	Divide	23
Bear game	76	Clothes rack	175	Dividing wall	103
Bear sorting game	81	Coffee-maker	167	Doll buggy wood	165
Beehives	131	Collect 4!	48	Doll chair	165
Beetle counting game	17	Colodie	72	Doll changing pillow	163
				Doll clothes airer wood	164

Doll crib wood	164	Find the row	80	I	
Doll pram wood	165	Fish set (12)	168	Inlay board puzzle - cow	147
Dolls house	173	Five in a row - math	19	Inlay board puzzle - duck	147
Dot dice (2)	31	Floor dominoes traffic	101	Inlay board puzzle - horse	147
Dot dice blue / red	31	Foam handball blue 9 cm	142	Inlay board puzzle - sheep	147
Dot die blue	21	Foam handball red 15 cm	142	Inlay puzzle board fingers and toes	15
Dot die red	21	Fraction dice	41	Inlegplaat	122
Dotsy	23	Fraction dice large	41	Insert mosaic 10 mm/15 mm	134
Double	43	Fraction dominoes	42	Iron	165
Do Zoo	103	Fraction dominoes in numbers addition	47	Ironing board	165
Draw and wipe	140	Fraction dominoes in pictures round	41		
Dresscode	81	Fraction set linear	39	K	
Dress doll Ed	130	Fraction set round pupils	39	Kiene Klanken	112
Dubbelwoord	114	Fraction set square pupils	39	Kitchen centre	167
Dustpan plastic	164	Fraction stamps round	41	Kitchen corner - cooker	166
		Fraction stamps square	41	Kitchen corner - refrigerator	166
		Fraction sticks	39	Kitchen corner - sink unit	166
E		Fröbel mosaic magnetic	74	Kitchen corner - washing machine	166
EduCody	86	Fruit set large (24)	168	Klasse Klanken	112
Egg set	169	Fun buttons (200)	141	Klinkerdief	125
Einlegeplatte	126			Klok hout 12 uur leerling	122
Electricity set	94	G		Klok met woorden leerling	122
Embroidery set	130	Game card holder red	100	Knob puzzle - farm	145
Emo die	105	Garage	172	Knob puzzle - fruit	145
Emotion game	105	Garage large	172	Knob puzzle - geometric shapes	146
Euro banknotes assortment in folder	62	Geo board	129	Knob puzzle - pets	145
Euro banknotes set	62	Geometric sand shapes	53	Knob puzzles surprise	146
Euro banknotes, sets of 100	62	Geometric shapes puzzle	72	Knob puzzle surprise - animal houses	146
Euro banknotes sorting tray	61	Geo Zoo	51	Knob puzzle surprise - bedroom	146
Euro banknote stamps	63	Getting dressed puzzle boy / girl	158	Knob puzzle surprise - birthday	146
Euro coins assortment in box	60	Giant circle puzzle	70	Knob puzzle surprise - picnic	146
Euro coins set	61	Giant shape puzzle	70	Knob puzzle - tools	145
Euro coins, sets of 100	61	Großbuchstabenstempel Umrisslinien	127	Knob puzzle - vegetables	145
Euro coins sorting tray	60	Growth puzzles	159	Knob puzzle - vehicles	146
Euro coin stamps	63			Kralo group set - round	135
European cities puzzles	155	H		Kralo group set - square	135
Euro set magnetic pupils	63	Halves dominoes	100		
Euro set magnetic teacher	63	Hand brush	164	L	
Euro sorting tray	60	Hand brush wood	164	Lace together	102
Extra blocks Measure and compare	50	Happy hammer farm set	132	Lacing sea animals	77
Extra blocks Measure, compare and count	50	Happy hammer geo	132	Lacing shoe	130
Extra set of plastic bowls	54	Health puzzles	150	Large wooden building blocks	87
		Heavier and lighter	55	Layer puzzle daily rhythm	158
F		Help Kitty Help	24	Leg de letter	112
Farmhouse wood	171	Holder bead strings	29	Letterblokjes	124
Feel shapes	111	Holder for self-assessment dice pupils	119	Letter- dobbelstenen	123
Feel the letter	139	Holiday puzzles	155	Letterdobbelen 3 cm	123
Feel the number	138	Hopscotch carpet	142	Letterdoos magnetisch	122
Figurogram	82	Horse harness	143	Letterklankstempels	122
Figurovorm	72	Horse harness with bell	143	Letterrondo	114
Find and add	24	Horse harness with safety button	143	Letterspel	114
Find and count magnetic	19	House project	98	Letterspel in kunststof doos	114
Find and count on colour	13	Hundred board magnetic	38	Letterstempels	113
Find and count up to 10	13	Hygiene puzzles	150	Letterstempels in kunststof doos	113
Find and count up to 20	14			Lettertje tik	115
Find the right posture	83				

Letterwoord	122	Milk, yoghurt and cheese set (12)	168	Plastic weights	54
Life cycles	59	Mini-Midi-Maxi	85	Play boat large	171
Line puzzle	92	Mirror drawing	93	Play car large	171
Linkprint 1-2-3	31	Mirrors	93	Play mat 120 x 200 cm - city	172
Linkprint 50/2	123	Mirror with wooden bar	171	Play mat 120 x 200 cm - farm/zoo	172
Linkprint 74/2	123	Mirrorworld	92	Plus	74
Linkprint 116/4	126	Motor skills board - counting fruit	136	Power puzzles - Augmented Reality	151
Linkprint 121/6	123	Motor skills board - flowers	136	Puzzle case 24 (empty)	161
Listening lotto	107	Motor skills board - knobs	136	Puzzle case 34 (empty)	161
Listen to this	104	Motor skills boards	136	Puzzle sets girls / boys	148
Listen well	107	Motor skills boards - treasure chest	137	Puzzles in 2 layers	159
Logic	58	Motor skills board - toddler	136		
Lokon 156 pieces	90	Motor skills board - writing shapes	137	R	
Lokon 156 pieces in cardboard box	90	Motor skills cards	137	Rail-number stamps	21
Lokon 156 pieces in polybag	90	Multiplication cards up to 20	46	Railway train set	172
Lokon 312 pieces	90			Rainbow beads (250)	129
Lokon 468 pieces	91	N		Rake 75 cm blue	53
Lokon 624 pieces	90	Number cards magnetic up to 100	38	Reasoning with the Rekenrek	27
Lokon discovery	91	Number cards up to 20	30	Recreation puzzles	155
Lokon excellent	91	Number cards up to 100	38	Repeat the bead	78
Lokon scenery	91	Number clips up to 20	30	Resulta	58
Lotto Four seasons	59	Number clips up to 100	37	Rewarding stamps blue	120
Luisterklank	117	Number die green	21	Rewarding stamps emoticons	120
		Number game	24	Rewarding stamps red	120
		Number line up to 20 teacher	29	Rewarding stamps smile	120
		Number line up to 100 pupils	37	Rewarding stamps yellow	120
		Number line up to 100 teacher	37	Rewarding stamps young animals	120
		Number line up tot 20 pupils	29	Rijmduo	116
		Number puzzle 1-10	15	Rijmtrio	116
		Number shapes	141	Rings & sticks	74
		Number stamps	22	Role play furniture unit	170
		Number stamps in box	22	Room broom (soft)	164
		Number stamps outline	22		
		Number stamps up to 20	22	S	
		Nuts and bolts (64)	141	Sack race sacks (4)	21
				Sand and water table	52
		O		Sand bucket	53
		Occupation project	98	Sand sieve	53
		Operations buddies	46	Sand-water scoop	53
		Oppositions	99	Sand writing	139
				Sand writing patterns	139
		P		Scales	54
		Panorama	78	Scope school set colour	88
		Partition jewels	23	Scope school set colour extra	89
		Pawns	44	Scope school set mix	89
		Percentage dominoes	42	Scope school set transparent	89
		Perspective	86	Scope set junior	88
		Peutra	73	Screw the shapes	141
		Picto	104	Screwy	134
		Pillow and blankets	164	Search and find	109
		Pin de zin	118	Search and find - money	56
		Pizza set (8)	168	Search and find - quantities	20
		Place the animals	86	Search and find - shadow and contour	82
		Place value cards	38	Search and find - visual discrimination	109
		Plastic storage box	175	Search the shape	75
Magic Phonics	10				
Magnet game car	138				
Magnetic design board	138				
Magnetic fraction set linear pupils	40				
Magnetic fraction set linear teacher	40				
Magnetic fraction set round pupils	40				
Magnetic fraction set round teacher	40				
Magnetic number game	19				
Magnetic? Yes or no	81				
Make 10!	48				
Make the sound	106				
Marble mat	142				
Math blocks in bucket	44				
Math box cards	45				
Math box magnetic	45				
Math dice large	30				
Math dominoes addition up to 100	47				
Math puzzles up to 20	45				
Matrix 3D shapes	81				
Maxi insert mosaic	134				
Maxi stringing beads	77				
Me and my emotions	105				
Measure and compare	50				
Measure and compare in cardboard box	51				
Measure, compare and add	51				
Measure, compare and count	50				
Measuring balance	60				
Meat set (12)	168				
Met andere woorden	124				
Microphone	165				

Seasons puzzle in 4 layers	158	Storytelling	101	U	
Seasons puzzles 1	154	Story theatre	97	Universal puzzle case (empty)	161
Seasons puzzles 2	154	Street action puzzles	153	Vegetable set (12)	168
Self-assessment dice pupils	119	Street broom	164	Vehicle puzzle box	148
Self-assessment die teacher	119	String laces (24)	131	Verti-blocs blocks	84
Shadow game	82	Summer skis (2 children)	143	Verti-blocs set B	84
Shape dominoes	71			Verti-fix	85
Shapes game	71	T		Verti-fix Animals	85
Shape sorting puzzle	70	Table	163	Verti-fix snap cubes	85
Shapes tower	73	Tactile box wood	111	Vetrovorm	131
Shapes tower in cardboard box	73	Tactile dice game	110	Vijf op een rij - beginklank	116
Shopping puzzles	156	Tactile material - geometrical shapes	111	Vijf op een rij - eindklank	117
Shopping trolley	170	Tactillo	111	Vijf op een rij - middenklank	117
Shop playhouse	170	Talk together	102	Vista	86
Signal dice	119	Team building	83	Vocabulary Bingo	98
Skribi	138	Technique puzzles	152		
Sliding stories	104	Telephone set	165	W	
Sort-build-count	76	Tello	16	Walking stilts 12 cm	143
Sorting blocks	71	Ten frame stamp	18	Walking stilts 15 cm	143
Sorting lotto	79	Tens cards	35	Washing up bowl	167
Sorting lotto - animals and their food	79	Thematic counting game	17	Water buddies	49
Sorting lotto outside	79	Thinkstep red	94	Wat rijmt niet?	116
Sorting lotto seasons	79	Thinkstep yellow	94	Weight tubes	55
Sorting shapes	78	Throwing game	143	What do you see?	83
Sound tubes	106	Timmerwoorden	115	What's missing?	108
Spade 65 cm yellow	53	Toaster	167	Where does it belong?	80
Spade 80 cm red	53	Toy bread (6)	169	Which is wrong?	76
Sparkling beads (108)	130	Toy cheese (6)	169	Wooden building blocks blank	87
Sparkling beads (252)	130	Toy croissants plastic (24)	169	Wooden dominoes set	87
Spider sorting puzzle - emotions	104	Toy cutlery plastic 24 pieces in wooden box	167	Wooden frame stand	102
Spider sorting puzzles	80			Write activity cards set 1	140
Split(s)box pupils	25	Toy ice cream (12)	169	Write activity cards set 2 (advanced)	140
Split(s)box teacher	25	Toy photo camera	165	Write and wipe	140
Split(s)cards	26	Traffic light (self-assessment)	119	Writing patterns	141
Stamp pad	121	Traffic play mats	173		
Stamp set - smiley faces	59	Transport puzzles	153	Z	
Standaard, hout	117	Triama - butterflies	156	Zoek het woord	115
Steering box	171	Triangle game	92	Zoo puzzles - set of 4	160
Stempelset Zoek het woord	115	Trio	100		
Stick the shape	75	Triplo	125		
Stilts wood	143	Tweezers (4)	131		
Store shelves	170	Twins - shapes	110		
Story dice	101	Twins - textures	110		
Story sheets	97				



Heutink International | Industriepark 14 | 7021 BL Zelhem | The Netherlands
T +31 314 627 127 | F +31 314 627 128 | info@heutink.com | www.heutink.com